dimeda®
SURGICAL INSTRUMENTS

Aneurysmen - Gefäß - Clips

Aneurysm - Vessel - Clips

dimeda®
SURGICAL INSTRUMENTS

Erklärung zum Katalog - System 3
Merkmale des Clip 4-7
Yasargil Clips
Standard für permanenten Verschluß 8-10
Standard für temporären Verschluß 11-13
Standard für permanenten Verschluß, gefenstert 3,5 mm 14
Standard für temporären Verschluß, gefenstert 3,5 mm 15
Standard für permanenten Verschluß, gefenstert 5,0 mm 16,18
Standard für temporären Verschluß, gefenstert 5,0 mm 17,19
Mini für permanenten Verschluß 20-21
Mini für temporären Verschluß 22-23
Anlegezangen
Rundgriff flexibel 24-25
Ringgriff starr 26-27
Rundgriff starr 28-31
Rundgriff bajonett 32-33
Doppeltübersetzt 34-35
Gerade und bajonett 36
Gefäßclips
Biemer Gefäßclips 37
Mehdorn Gefäßclips 38
Biemer-Müller Approximatoren 39
Müller Approximatoren 40
Biemer Approximatoren 41
Müller Gefäßclips 42
Bulldog Gefäßclips 43
Sterilisier- und Lagerungscontainer 44-45

Instructions for the catalogue system 3
Features of the clip 4-7
Yasargil Clips
Standard for permanent closure 8-10
Standard for temporary closure 11-13
Standard for permanent closure, fenestrated 3,5 mm 14
Standard for temporary closure, fenestrated 3,5 mm 15
Standard for permanent closure, fenestrated 5,0 mm 16,18
Standard for temporary closure, fenestrated 5,0 mm 17,19
Mini for permanent closure 20-21
Mini for temporary closure 22-23
Applying forceps
Round handle flexible 24-25
Ring handle rigid 26-27
Round handle rigid 28-31
Round handle bayonet 32-33
Double action 34-35
Straight and bayonet 36
Vessel clips
Biemer vessel clips 37
Mehdorn vessel clips 38
Biemer-Müller Approximators 39
Müller Approximators 40
Biemer Approximators 41
Müller vessel clips 42
Bulldog vessel clips 43
Utility tray for storage and sterilization 44-45

Titanium Ti 6Al 4V / ISO 5832-3

REF
Artikelnummer
Cat. No.

Maullänge
Jaw Length

PHYNOX

REF
Artikelnummer
Cat. No.

Titan / Titanium	40.920.63	40.920.71
PHYNOX	40.920.62	40.920.70
Form	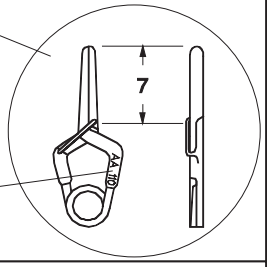	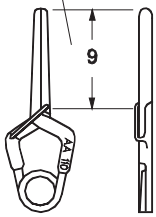
Öffnung/max. opening	6,2 mm	7,0 mm
Druck / Force	150 gms	180 gms

SN
fortlaufende Seriennr.
Serial No.

Max. Maulöffnung
Max. Opening

Schließdruck
Closing Force

Farbliche Kennzeichnung
Colour Coating

Form/Material	Permanent	Temporary
Titan Standard		
Titan Mini		
PHYNOX Mini/Standard		

Blaufarbig
Blue coloured

Goldfarbig
Gold coloured

Pinkfarbig
Pink coloured

Goldfarbig
Gold coloured

Stahlfarbig
Steel coloured

Goldenes Federende
Spring gold plated

Serien - Nummer

Jeder Clip erhält eine individuelle Seriennummer,
durch Laserbeschriftung welche eine Rückverfolgbarkeit

- des gesamten Herstellungsprozesses
- der Schließkraft
- der Charge

gewährleistet.

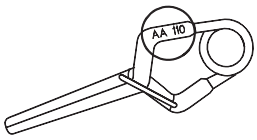

Serial - Number

Each clip is coded with an individual serial number - marked by laser technology.
The serial number guarantees a detailed follow-up of

- the whole production process
- the closure force
- from raw material to the final product

Verpackung - Etikett

Jeder Clip wird einzeln verpackt.
Die Verpackung erfolgt in Klarsicht - Boxen aus Hartplastik. Spezielle Verpackungswünsche von Kunden werden berücksichtigt.
In diesem Fall erfolgt ein Vermerk auf dem internen Auftrag.

Die Klarsicht - Box wird mit einem Etikett (Label) versehen.
Diese sichert eine schnelle und sichere Identifikation des Clip.

Auf dem Etikett sind folgende Daten aufgedruckt.

- Katalognummer (REF)
- Produktbezeichnung
- Illustration
- Schließkraft in g
- Toleranz der Schließkraft
- Maullänge
- Maximale Öffnungsweite
- Maulgeometrie
- Seriennummer (SN)
- Maulprofil
- Materialbeschreibung
- Lot Nummer
- Vermerk “NOT STERILE”
- WARNUNG

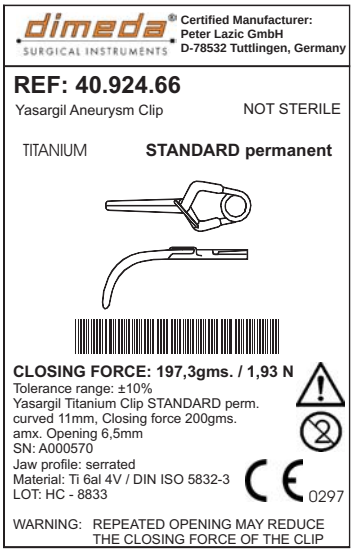

Packing - Labeling

Each clip is individually packaged in a transparent box made of resistant plastic.
Special wishes of customers regarding the packaging will be cosidered by us. This will be marked on an internal instruction.

The transparent box is marked with a label in order to assure a quick and sure identification of the clip.

On the label you can find the following data:

- Catalogue number
- Product description
- Illustration
- Closing force in g
- Tolerance range of closing force
- Blade length
- Maximum opening
- Blade geometry
- Serial number
- Jaw profile
- Material description
- Lot number
- The notes “NOT STERILE”
- WARNING

Maulprofil

- Die abgerundete, pyramidenähnliche Struktur wird durch einen speziellen Fertigungsschritt in das Maul geprägt und vermeidet scharfe Kanten, die ein Aneurysma perforieren könnten.
- Keine Kanten (Grate) durch zusätzliches Abrunden der an die Clip - Außenseite grenzenden Strukturen.
- Dadurch wirklich atraumatisches Applizieren des Clip.
- Größere Oberfläche aufgrund des pyramidenähnlichen Designs der Maulinnenflächen.
  Das Gewebe des Aneurysmenhalses kann sich in die Oberflächenstruktur der Maulinnenflächen legen.
  Die kreuzähnliche Struktur der Pyramidenfläche verdoppelt die Haltefläche.
- Der Anlegedruck wird gleichmäßig über die ganze Maullänge verteilt.
- Der konvexe Schluß des Clip stellt einen untraumatischen und sicheren Verschluß des Aneurysmenhalses sicher.
- Ein Verrutschen des Clip wird verhindert.

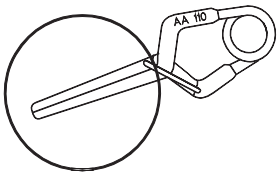

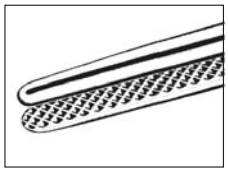

Jaw - Profile

- The rounded, pyramid-like structure is stamped into the jaws through a special step in production and prevents sharp edges which could perforate an aneurysm
- No edges or burrs by additional rounding of structures that border the clip outer side.
  Because of this real atraumatic application of the clip.
- Increased surface area due to the pyramid-like design of the jaws.
  the cross-like structure of inner jaws pyramid surface doubles the tissue-holding area.
- The applied pressure distributes itself evenly over the lenght of the jaws.
- The convex closure of the clip assures an atraumatic and secure closure of the aneurysm.
- Sliding of the clip is prevented.

Feder - Design

- Die Federgröße - unterschiedlich bei Standard und Mini Clipsen sind innerhalb der Clipse eines Types identisch.
- Damit wird in bezug auf unsere Clipanlegezangen (Clip / Zangenmaul) ein Höchstmaß an Paßgenauigkeit sichergestellt.

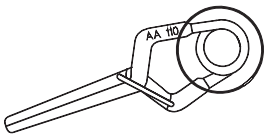

Spring - Design

- The spring size, which is different in the Standard and Mini Clips, is the same within the same type of Clip.
- Thus, it is ensured that the Clip Applier fits to the Clip at the highest degree.

Bügel - Design

- Laserschweißen
- Der Bügel sichert die präzise Führung der Branchen und ein “weiches” Öffnen des Clip während des gesamten Spreizvorgangs.
- Die Kontaktfläche der Branchen werden “über die gesamte Länge” exakt symetrisch geführt, was die zusätzliche Stabilität des Clip sichert.
- Keine Überbeanspruchung des Materials, da das Bügeldesign die maximale Öffnungsweite begrenzt.

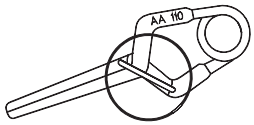

Link - Design

- laser welded
- The link ensures the precise guidance of the jaws and a “soft” opening of the clip during the whole spreading process.
- The contact surfaces of the jaws are guided symmetrically in an exact way “over the whole length”. This fact guarantees an additional stability of the Clip.
- No over-stress of the material because the design of the link limits the maximum spread.

Schließkraft

- Die Schließkraft wird bei einem Drittel der Maullänge und 1 mm Öffnung gemessen.
- Die Endkontrolle des Clip wird mit einer computergesteuerten Meßanlage durchgeführt.
- Die Schließkraft wird exakt innerhalb einer bestimmten Toleranz angegeben.
- Ein Computerprogramm stellt sicher, daß nur Clips mit einer zuvor fixierten Schließkraft die Endkontrolle passieren, eine Manipulation ist ausgeschlossen.
- Während des Kontrollvorgangs werden alle relevanten technischen Daten gespeichert und auf einem Etikett (Labeling) ausgedruckt.

Closing - Force

- The closing force is measured at one third of the jaw lenght and an opening of 1 mm.
- The final quality control of the clip is effected by a microprocessor - controlled measuring equipment.
- The closing force is indicated exactly within a certain tolerance.
- By the help of a special software program we assure that before the clip passes the final quality control its closure force is fixed
  As a consequence we exclude any kind of manipulation.
- All relevant technical data is stored during the control procedure and printed on the label.

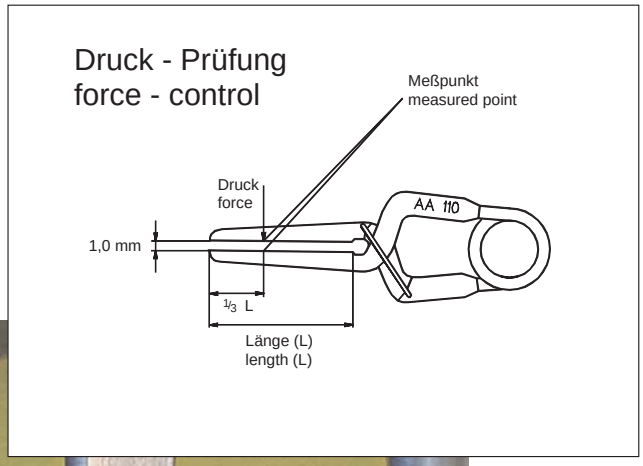



Material und Qualitätssicherung

Zur Herstellung unserer Aneurysm Clips werden folgende Materialien verwendet:

- Titan - Ti 6Al 4V / DIN ISO 5832-3
- PHYNOX gemäß DIN ISO 5832-7

für beide Materialien treffen folgende Eigenschaften zu:

- Hohe Festigkeit
- Sehr gute Gewebeverträglichkeit
- Sicherer Verschluß der Gefäße
- Antimagnetisch
- Bestens geeignet als Implantatwerkstoff
- Sicherheit gegen Überbeanspruchung

Material and Quality Assurance

Following materials are used for the production of our Aneurysm Clips

- Titan - Ti 6Al 4V / DIN ISO 5832-3
- PHYNOX according to DIN ISO 5832-7

For both materials, the following qualities apply:

- High mechanical solidity
- Excellent tissue compatibility
- Secure lock of the vessels
- Nonmagnetic
- Suitable in the best possible way as an implant material
- Safety against overstrain

dimeda®
SURGICAL INSTRUMENTS

STANDARD für permanenten Verschluß
for permanent closure

Titan / Titanium	40.920.63	40.920.71	40.920.79	40.920.93	40.760.93	40.770.91
PHYNOX	40.920.62	40.920.70	40.920.78	40.920.92	40.760.92	40.770.90
	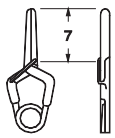	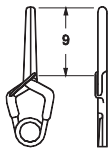	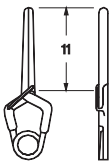	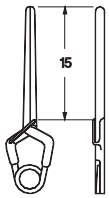	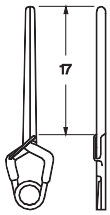	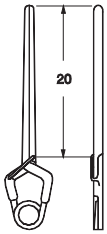
Öffnung/max. opening	6,2 mm	7,0 mm	7,8 mm	9,2 mm	10,6 mm	11,4 mm
Druck / Force	150 gms	180 gms	180 gms	200 gms	200 gms	200 gms

40.780.41	40.922.61	40.922.69	40.922.76	40.920.88	40.920.11	40.924.56
40.780.40	40.922.60	40.922.68	40.742.98	40.920.87	40.920.10	40.924.55
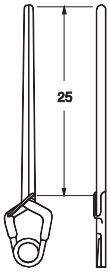	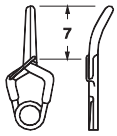	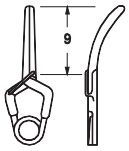	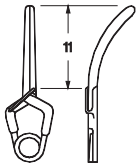	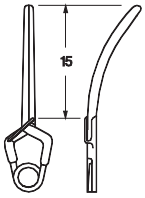	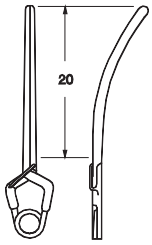	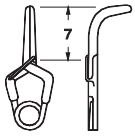
13,3 mm	6,0 mm	6,8 mm	7,5 mm	8,7 mm	11,0 mm	5,5 mm
200 gms	150 gms	180 gms	180 gms	200 gms	200 gms	150 gms

40.924.62	40.924.66	40.920.74	40.920.00	40.924.57	40.924.59	40.924.64
40.924.61	40.924.65	40.920.73	40.920.99	40.924.54	40.924.58	40.924.63
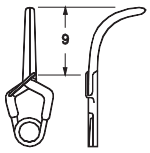	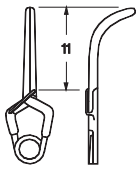	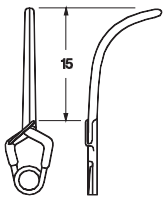	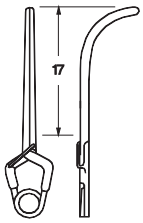	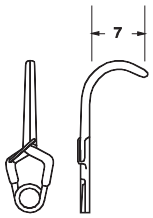	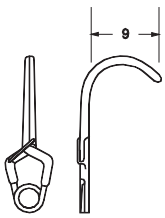	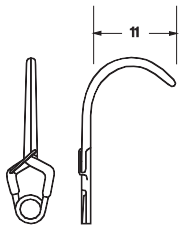
6,1 mm	6,5 mm	7,4 mm	9,9 mm	5,4 mm	5,8 mm	6,2 mm
180 gms	180 gms	200 gms	200 gms	180 gms	180 gms	180 gms

dimeda®
SURGICAL INSTRUMENTS

STANDARD für permanenten Verschluß
for permanent closure

Titan / Titanium	40.922.80	40.922.88	40.728.70	40.920.20	40.920.31	40.561.63
PHYNOX	40.922.79	40.922.87	40.728.69	40.920.19	40.920.30	40.561.62
	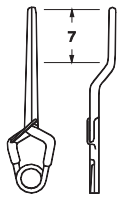	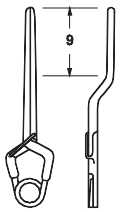	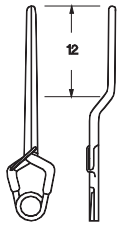	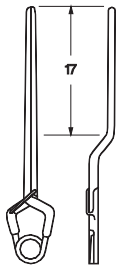	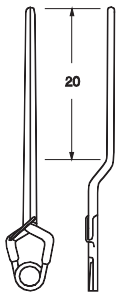	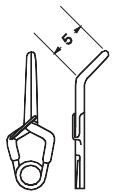
Öffnung/max. opening	7,9 mm	8,7 mm	10,2 mm	11,9 mm	13,0 mm	6,2 mm
Druck / Force	200 gms	200 gms	200 gms	180 gms	180 gms	200 gms

40.561.66	40.561.79	40.920.85	40.920.56	40.920.58	40.920.52	40.780.55
40.561.65	40.561.78	40.920.84	40.920.55	40.920.57	40.920.51	40.780.54
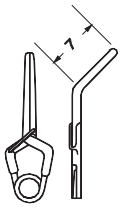	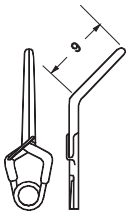	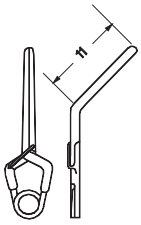	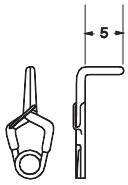	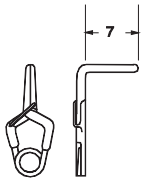	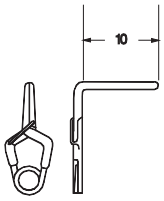	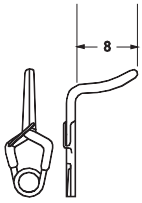
6,5 mm	7,8 mm	8,4 mm	5,6 mm	5,6 mm	5,6 mm	5,4 mm
200 gms	200 gms	200 gms	200 gms	200 gms	200 gms	200 gms

40.780.57	40.924.76	40.924.80	40.924.83	40.726.57	40.920.81	40.727.48
40.780.56	40.924.75	40.924.79	40.924.82	40.726.56	40.920.80	40.727.47
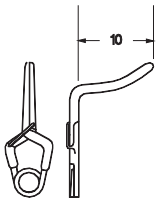	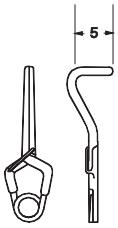	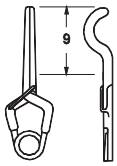	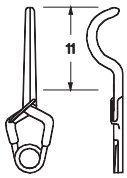	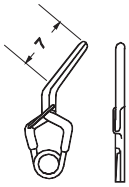	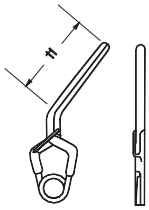	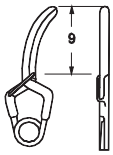
5,6 mm	7,2 mm	7,2 mm	8,2 mm	5,7 mm	8,0 mm	6,2 mm
200 gms	200 gms	200 gms	200 gms	200 gms	200 gms	200 gms

dimeda®
SURGICAL INSTRUMENTS

STANDARD für permanenten Verschluß
for permanent closure

Titan / Titanium	40.724.26	40.724.36	40.724.46	40.724.56	40.920.76
PHYNOX	40.724.25	40.724.35	40.724.45	40.724.55	40.920.75
	Stufenhöhe 2,5mm Height of step 2,5mm 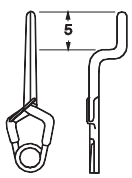	Stufenhöhe 3,5mm Height of step 3,5mm 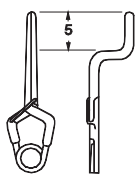	Stufenhöhe 4,5mm Height of step 4,5mm 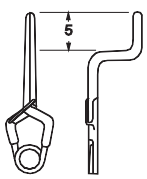	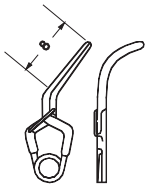	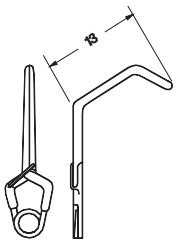
Öffnung/max. opening	8,0 mm	8,0 mm	8,0 mm	6,5 mm	7,5 mm
Druck / Force	200 gms	200 gms	200 gms	180 gms	200 gms

dimeda®
SURGICAL INSTRUMENTS

STANDARD für temporären Verschluß
for temporary closure

Titan / Titanium	40.731.63	40.731.71	40.731.79	40.731.93	40.731.07	40.731.15
PHYNOX	40.731.62	40.731.70	40.731.78	40.731.92	40.731.06	40.731.14
	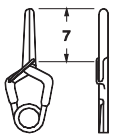	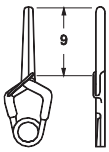	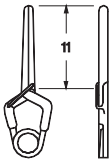	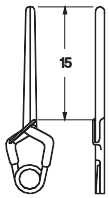	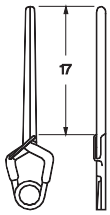	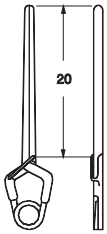
Öffnung/max. opening	6,2 mm	7,0 mm	7,8 mm	9,2 mm	10,6 mm	11,4 mm
Druck / Force	110 gms	90 gms	90 gms	90 gms	90 gms	110 gms

40.731.34	40.731.61	40.731.69	40.753.92	40.731.88	40.763.12	40.731.56
40.731.33	40.731.60	40.731.68	40.753.91	40.731.87	40.763.11	40.731.55
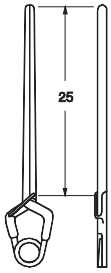	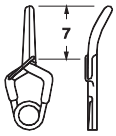	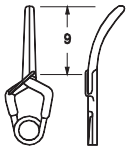	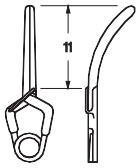	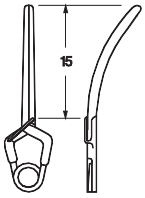	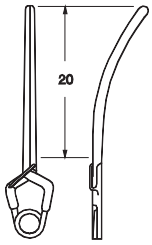	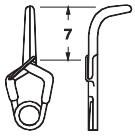
13,3 mm	6,0 mm	6,8 mm	7,5 mm	8,7 mm	11,0 mm	5,5 mm
110 gms	110 gms	90 gms	90 gms	110 gms	90 gms	110 gms

40.733.62	40.731.66	40.731.75	40.731.00	40.732.55	40.732.59	40.732.63
40.733.61	40.731.65	40.731.74	40.731.99	40.732.54	40.732.58	40.732.62
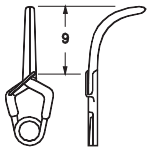	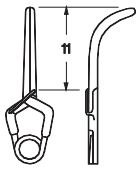	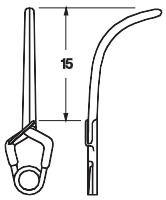	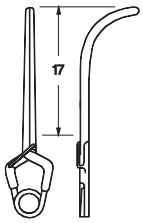	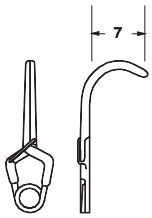	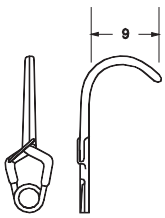	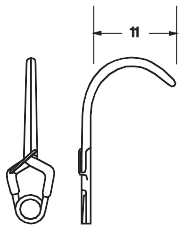
6,1 mm	6,5 mm	7,4 mm	9,9 mm	5,4 mm	5,8 mm	6,2 mm
110 gms	110 gms	110 gms	90 gms	110 gms	110 gms	110 gms

dimeda®
SURGICAL INSTRUMENTS

STANDARD für temporären Verschluß
for temporary closure

Titan / Titanium	40.732.80	40.732.88	40.731.03	40.731.20	40.731.31	40.734.63
PHYNOX	40.732.79	40.732.87	40.731.02	40.731.19	40.731.30	40.734.62
	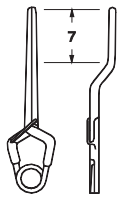	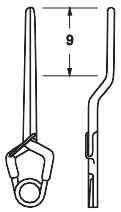	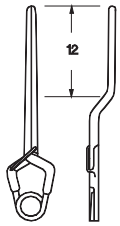	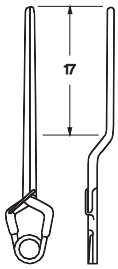	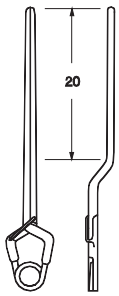	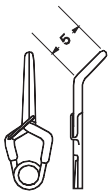
Öffnung/max. opening	7,9 mm	8,7 mm	10,2 mm	11,9 mm	13,0 mm	6,2 mm
Druck / Force	90 gms	90 gms	90 gms	90 gms	90 gms	110 gms

40.577.66	40.573.79	40.731.85	40.731.51	40.732.71	40.731.11	40.733.55
40.577.65	40.573.78	40.731.84	40.731.50	40.732.70	40.731.10	40.733.54
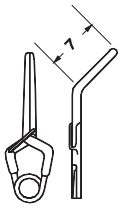	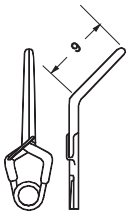	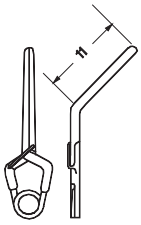	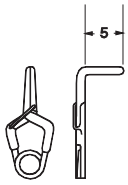	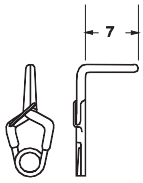	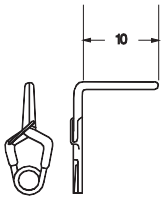	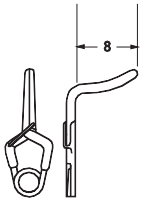
6,5 mm	7,8 mm	8,4 mm	5,6 mm	5,6 mm	5,6 mm	5,4 mm
110 gms	110 gms	110 gms	130 gms	130 gms	130 gms	130 gms

40.733.57	40.732.73	40.734.73	40.731.83	40.731.58	40.731.81	40.731.91
40.733.56	40.732.72	40.734.72	40.731.82	40.731.57	40.731.80	40.731.90
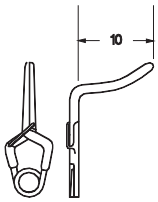	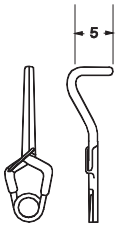	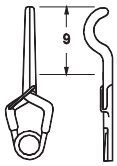	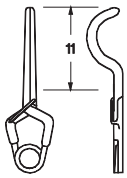	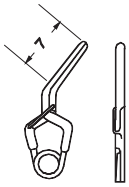	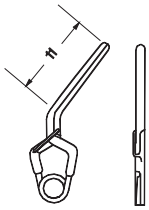	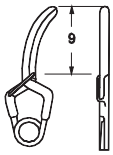
5,6 mm	7,2 mm	7,2 mm	8,2 mm	5,7 mm	8,0 mm	6,2 mm
130 gms	90 gms	90 gms	90 gms	90 gms	90 gms	90 gms

dimeda®
SURGICAL INSTRUMENTS

STANDARD für temporären Verschluß
for temporary closure

Titan / Titanium	40.735.26	40.735.36	40.735.46	40.735.51	40.732.76
PHYNOX	40.735.25	40.735.35	40.735.45	40.735.55	40.732.75
	Stufenhöhe 2,5mm Height of step 2,5mm 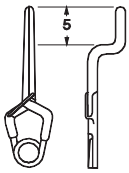	Stufenhöhe 3,5mm Height of step 3,5mm 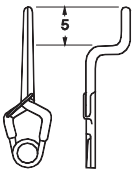	Stufenhöhe 4,5mm Height of step 4,5mm 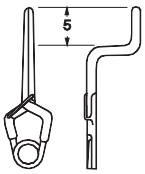	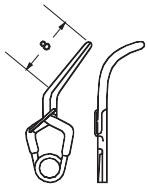	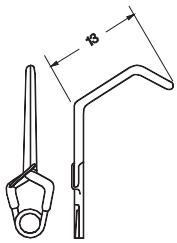
Öffnung/max. opening	8,0 mm	8,0 mm	8,0 mm	6,5 mm	7,5 mm
Druck / Force	90 gms	90 gms	90 gms	90 gms	90 gms

dimeda®
SURGICAL INSTRUMENTS

STANDARD für permanenten Verschluß, gefenstert 3,5 mm
for permanent closure, fenestrated 3,5 mm

Titan / Titanium	40.563.75	40.564.75	40.565.75	40.560.12	40.560.15	40.560.18
PHYNOX	40.563.74	40.564.74	40.565.74	40.560.11	40.560.14	40.560.17
	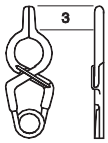	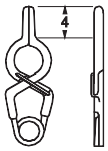	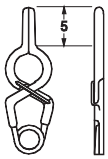	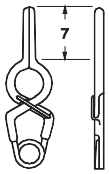	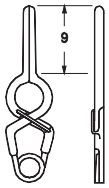	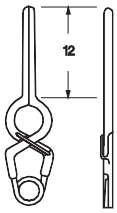
Öffnung/max. opening	7,4 mm	7,4 mm	7,4 mm	7,4 mm	8,4 mm	9,6 mm
Druck / Force	150 gms	150 gms	150 gms	150 gms	150 gms	180 gms

40.561.10	40.561.12	40.561.15	40.562.10	40.562.13	40.562.15
40.561.09	40.561.11	40.561.14	40.562.09	40.562.12	40.562.14
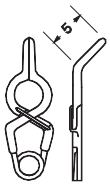	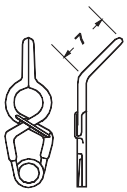	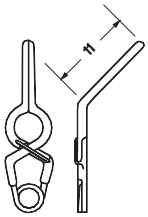	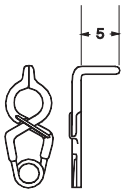	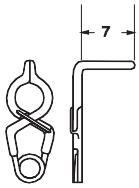	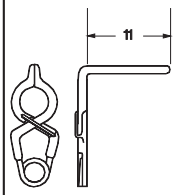
5,8 mm	6,5 mm	7,2 mm	4,9 mm	4,9 mm	4,9 mm
150 gms	150 gms	180 gms	150 gms	150 gms	180 gms

dimeda®
SURGICAL INSTRUMENTS

STANDARD für temporären Verschluß, gefenstert 3,5 mm
for temporary closure, fenestrated 3,5 mm

Titan / Titanium	40.731.38	40.731.48	40.734.58	40.732.78	40.573.85	40.573.97
PHYNOX	40.731.37	40.731.47	40.734.57	40.732.77	40.573.84	40.573.96
	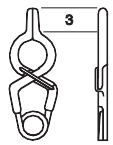	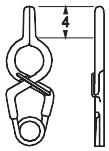	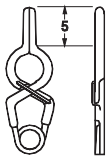	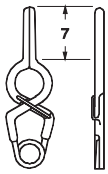	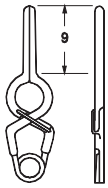	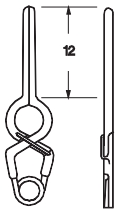
Öffnung/max. opening	7,4 mm	7,4 mm	7,4 mm	7,4 mm	8,4 mm	9,6 mm
Druck / Force	110 gms	110 gms	110 gms	110 gms	110 gms	90 gms

40.734.66	40.573.66	40.573.73	40.735.50	40.577.50	40.574.50
40.734.65	40.573.65	40.573.72	40.735.49	40.577.49	40.574.49
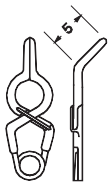	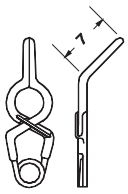	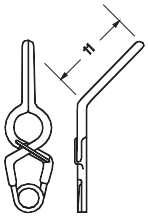	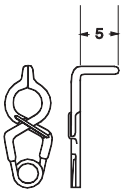	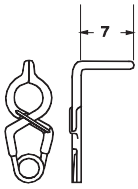	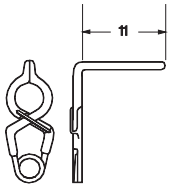
5,8 mm	6,5 mm	7,2 mm	4,9 mm	4,9 mm	4,9 mm
110 gms	110 gms	110 gms	110 gms	110 gms	110 gms

STANDARD für permanenten Verschluß, gefenstert 5,0 mm
for permanent closure, fenestrated 5,0 mm

Titan / Titanium	40.564.31	40.564.41	40.564.51	40.564.13	40.564.16	40.564.19
PHYNOX	40.564.30	40.564.40	40.564.50	40.564.12	40.564.15	40.564.18
	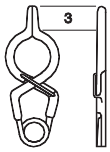	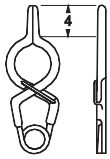	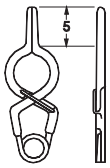	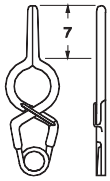	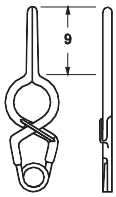	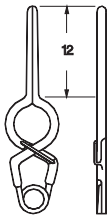
Öffnung/max. opening	7,4 mm	7,4 mm	7,4 mm	7,9 mm	9,1 mm	10,3 mm
Druck / Force	150 gms	150 gms	150 gms	150 gms	150 gms	180 gms

40.565.11	40.565.14	40.565.16	40.566.12	40.566.14	40.566.17
40.565.10	40.565.13	40.565.15	40.566.11	40.566.13	40.566.16
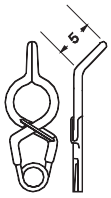	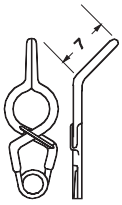	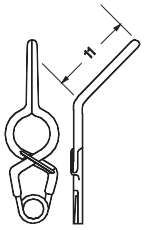	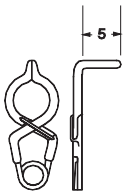	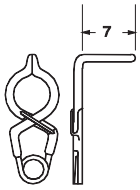	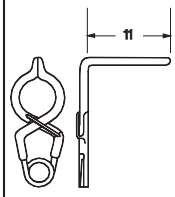
6,5 mm	7,2 mm	7,8 mm	5,5 mm	5,5 mm	5,5 mm
150 gms	150 gms	180 gms	150 gms	150 gms	180 gms

40.568.15	40.568.18	40.568.20
40.568.14	40.568.17	40.568.19
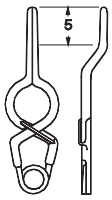	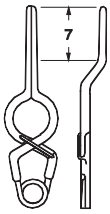	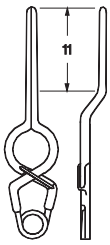
7,9 mm	8,8 mm	10,0 mm
150 gms	150 gms	180 gms

dimeda®
SURGICAL INSTRUMENTS

STANDARD für temporären Verschluß, gefenstert 5,0 mm
for temporary closure, fenestrated 5,0 mm

Titan / Titanium	40.573.75	40.574.75	40.575.75	40.577.75	40.579.92	40.572.04
PHYNOX	40.573.74	40.574.74	40.575.74	40.577.74	40.579.91	40.572.03
	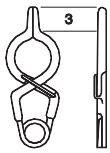	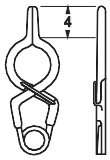	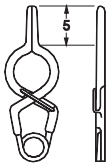	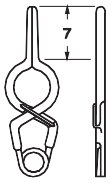	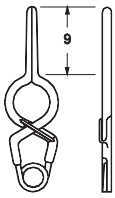	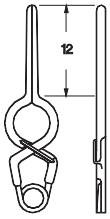
Öffnung/max. opening	7,4 mm	7,4 mm	7,4 mm	7,9 mm	9,1 mm	10,3 mm
Druck / Force	110 gms	110 gms	110 gms	110 gms	100 gms	90 gms

40.575.66	40.577.73	40.571.79	40.575.56	40.577.56	40.571.56
40.575.65	40.577.72	40.571.78	40.575.55	40.577.55	40.571.55
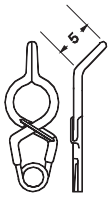	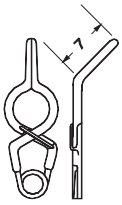	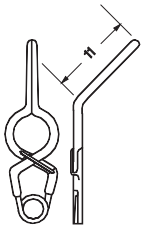	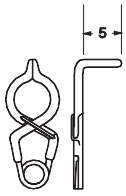	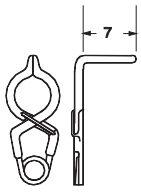	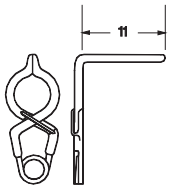
6,5 mm	7,2 mm	7,8 mm	5,5 mm	5,5 mm	5,5 mm
110 gms	110 gms	110 gms	110 gms	110 gms	90 gms

40.575.80	40.577.89	40.571.01
40.575.79	40.577.88	40.571.00
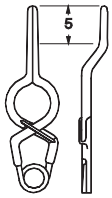	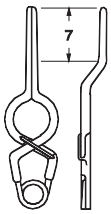	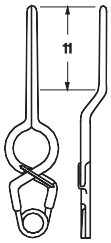
7,9 mm	8,8 mm	10,0 mm
90 gms	90 gms	90 gms

dimeda®
SURGICAL INSTRUMENTS

STANDARD für permanenten Verschluß, gefenstert 5,0 mm
for permanent closure, fenestrated 5,0 mm

Titan / Titanium	40.724.59	40.727.59	40.721.59	40.755.59	40.757.59	40.751.59
PHYNOX	40.724.58	40.727.58	40.721.58	40.755.58	40.757.58	40.751.58
	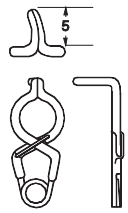	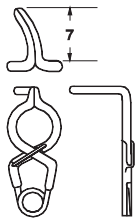	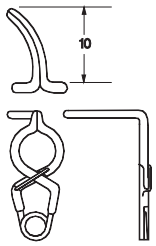	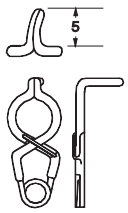	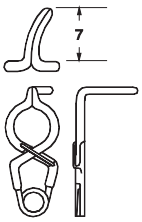	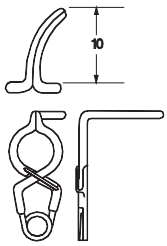
Öffnung/max. opening	5,8 mm	5,8 mm	5,8 mm	5,8 mm	5,8 mm	5,8 mm
Druck / Force	150 gms	150 gms	150 gms	150 gms	150 gms	150 gms

40.785.71	40.787.79	40.781.89	40.785.59	40.787.63	40.786.59	40.788.63
40.785.70	40.787.78	40.781.88	40.785.58	40.787.62	40.786.58	40.788.62
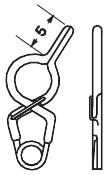	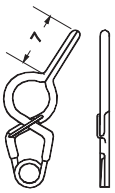	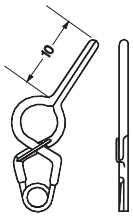	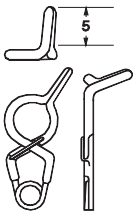	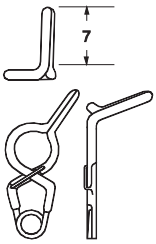	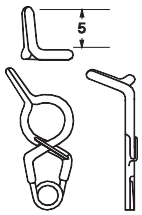	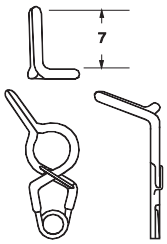
7,0 mm	7,8 mm	8,8 mm	5,8 mm	6,2 mm	5,8 mm	6,2 mm
150 gms	150 gms	150 gms	150 gms	150 gms	150 gms	150 gms

40.785.57	40.787.57	40.786.57	40.789.57
40.785.56	40.787.56	40.786.56	40.789.56
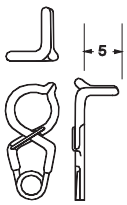	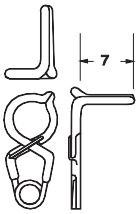	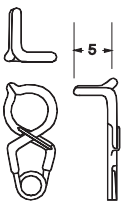	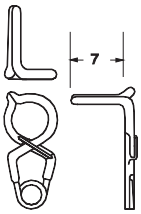
5,6 mm	5,6 mm	5,6 mm	5,6 mm
150 gms	150 gms	150 gms	150 gms

dimeda®
SURGICAL INSTRUMENTS

STANDARD für temporären Verschluß, gefenstert 5,0 mm
for temporary closure, fenestrated 5,0 mm

Titan / Titanium	40.735.59	40.737.59	40.730.59	40.745.59	40.747.59	40.740.59
PHYNOX	40.735.52	40.737.58	40.730.58	40.745.58	40.747.58	40.740.58
	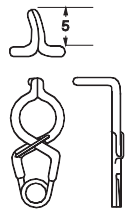	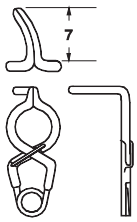	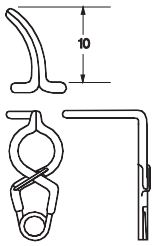	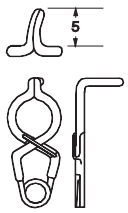	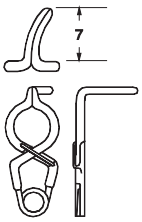	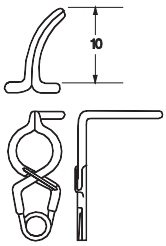
Öffnung/max. opening	5,8 mm	5,8 mm	5,8 mm	5,8 mm	5,8 mm	5,8 mm
Druck / Force	110 gms	110 gms	110 gms	110 gms	110 gms	110 gms

40.735.71	40.737.79	40.730.89	40.736.59	40.737.63	40.735.42	40.739.63
40.735.70	40.737.78	40.730.88	40.736.58	40.737.62	40.735.41	40.739.62
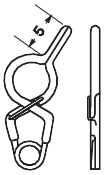	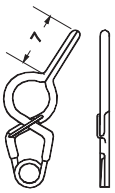	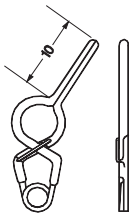	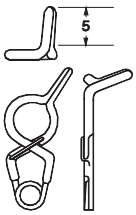	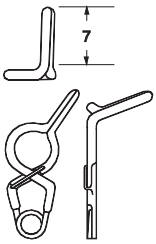	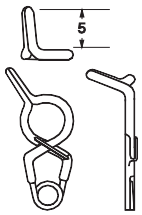	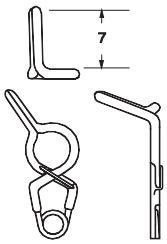
7,0 mm	7,8 mm	8,8 mm	5,8 mm	6,2 mm	5,8 mm	6,2 mm
110 gms	110 gms	110 gms	110 gms	110 gms	110 gms	110 gms

40.735.57	40.737.57	40.736.57	40.739.57
40.735.56	40.737.56	40.736.56	40.739.56
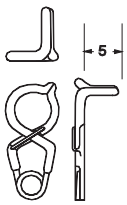	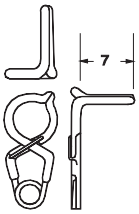	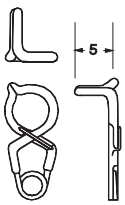	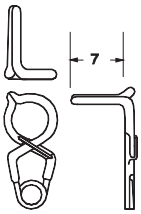
5,6 mm	5,6 mm	5,6 mm	5,6 mm
110 gms	110 gms	110 gms	110 gms

dimeda®
SURGICAL INSTRUMENTS

MINI

für permanenten Verschluß
for permanent closure

Titan / Titanium	40.570.31	40.580.36	40.690.31	40.692.36	40.710.41	40.572.31
PHYNOX	40.570.30	40.580.35	40.690.30	40.692.35	40.710.40	40.572.30
		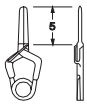		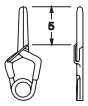	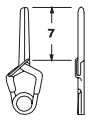	
Öffnung/max. opening	3,3 mm	4,0 mm	3,3 mm	4,0 mm	4,6 mm	3,2 mm
Druck / Force	110 gms	110 gms	110 gms	110 gms	110 gms	110 gms

40.584.39	40.582.32	40.694.38	40.694.37	40.694.41	40.712.39	40.584.37
40.584.38	40.582.31	40.694.35	40.694.36	40.694.40	40.712.38	40.584.36
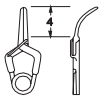	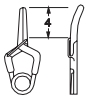	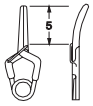	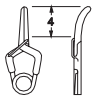	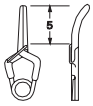	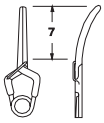	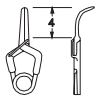
3,8 mm	3,6 mm	3,8 mm	3,6 mm	4,0 mm	4,4 mm	3,6 mm
110 gms	110 gms	110 gms	110 gms	110 gms	110 gms	110 gms

40.694.32	40.715.41	40.698.31	40.698.61	40.698.71	40.697.14	40.766.41
40.694.31	40.715.40	40.698.30	40.698.60	40.698.70	40.697.13	40.766.40
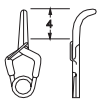	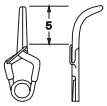	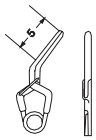	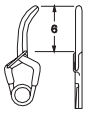	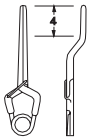	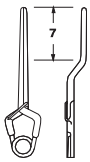	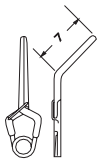
3,5 mm	4,0 mm	3,5 mm	6,0 mm	7,0 mm	5,7 mm	4,5 mm
110 gms	110 gms	130 gms	130 gms	130 gms	130 gms	130 gms

dimeda®
SURGICAL INSTRUMENTS

MINI

für permanenten Verschluß
for permanent closure

Titan / Titanium	40.698.66
PHYNOX	40.698.65
	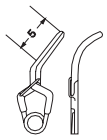
Öffnung/max. opening	4,0 mm
Druck / Force	130 gms

dimeda®
SURGICAL INSTRUMENTS

MINI

für temporären Verschluß
for temporary closure

Titan / Titanium	40.573.34	40.575.41	40.571.34	40.693.36	40.697.47	40.573.31
PHYNOX	40.573.33	40.575.40	40.571.33	40.693.35	40.697.46	40.573.30
		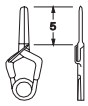		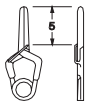	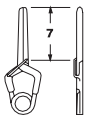	
Öffnung/max. opening	3,3 mm	4,0 mm	3,3 mm	4,0 mm	4,6 mm	3,2 mm
Druck / Force	90 gms	70 gms	90 gms	70 gms	70 gms	90 gms

40.574.39	40.693.44	40.695.36	40.695.44	40.695.75	40.697.45	40.574.37
40.574.38	40.693.43	40.695.35	40.695.43	40.695.74	40.697.44	40.574.36
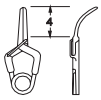	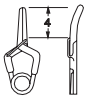	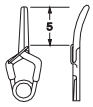	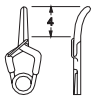	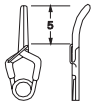	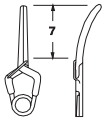	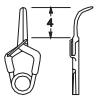
3,8 mm	3,6 mm	3,8 mm	3,6 mm	4,0 mm	4,4 mm	3,6 mm
70 gms	80 gms	70 gms	80 gms	70 gms	70 gms	80 gms

40.697.34	40.695.41	40.695.71	40.696.71	40.694.71	40.697.58	40.731.46
40.697.33	40.695.40	40.695.70	40.696.70	40.694.70	40.697.57	40.731.45
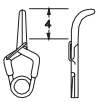	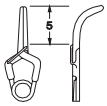	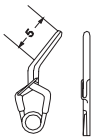	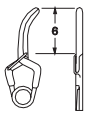	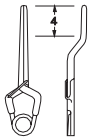	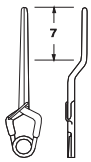	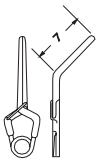
3,5 mm	4,0 mm	3,5 mm	6,0 mm	7,0 mm	5,7 mm	4,5 mm
80 gms	70 gms	70 gms	70 gms	70 gms	70 gms	70 gms

dimeda®
SURGICAL INSTRUMENTS

MINI

für temporären Verschluß
for temporary closure

Titan / Titanium	40.731.41
PHYNOX	40.731.40
	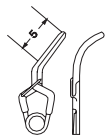
Öffnung/max. opening	4,0 mm
Druck / Force	70 gms

dimeda®
SURGICAL INSTRUMENTS

Anlegezange mit Rundgriff - FLEXIBEL - mit und ohne drehbarem Maulteil für PHYNOX Clips
Applying forceps with round handle - FLEXIBLE - with and without Rotation for PHYNOX Clips

	nicht drehbar / non rotating			drehbar / rotating		
Form	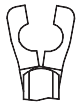			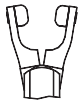		
Länge length	70 mm 2 3/4“	90 mm 3 1/2“	110 mm 4 1/3“	70 mm 2 3/4“	90 mm 3 1/2“	110 mm 4 1/3“
Mini	40.771.70	40.771.90	40.771.50	40.771.72	40.771.92	40.771.52
Standard	40.773.40	40.773.42	40.773.50	40.773.41	40.773.43	40.773.52

Beispiel für Drehmechanismus
Example for rotation

drehbar rotating

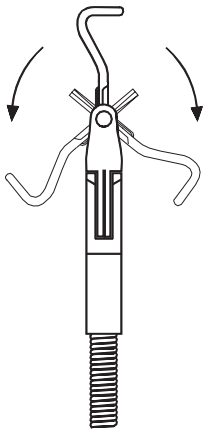

40.773.52
110 mm
4 1/3“

dimeda®
SURGICAL INSTRUMENTS

Anlegezange mit Rundgriff - FLEXIBEL - mit und ohne drehbarem Maulteil für Titan Clips
Applying forceps with round handle - FLEXIBLE - with and without Rotation for Titanium Clips

	nicht drehbar / non rotating			drehbar / rotating		
Form						
Länge length	70 mm 2 3/4“	90 mm 3 1/2“	110 mm 4 1/3“	70 mm 2 3/4“	90 mm 3 1/2“	110 mm 4 1/3“
Mini	40.771.71	40.771.91	40.771.51	40.771.73	40.771.93	40.771.53

Beispiel für Drehmechanismus
Example for rotation

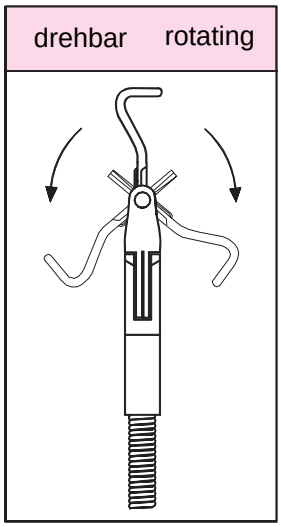

40.771.53
110 mm
4 1/3“

dimeda®
SURGICAL INSTRUMENTS

Anlegezange mit Ringgriff - STARR - mit und ohne drehbarem Maulteil für PHYNOX Clips
Applying Forceps with ring handles - RIGID - with and without Rotation for PHYNOX Clips

	nicht drehbar / non rotating				drehbar / rotating			
Form	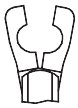				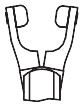			
Länge length	70 mm 2 3/4“	90 mm 3 1/2“	110 mm 4 1/3“	130 mm 5 1/8“	70 mm 2 3/4“	90 mm 3 1/2“	110 mm 4 1/3“	130 mm 5 1/8“
Mini	40.775.50	40.775.60	40.775.70	40.775.80	40.775.52	40.775.62	40.775.72	40.775.82
Standard	40.775.90	40.777.00	40.777.10	40.777.20	40.775.92	40.777.02	40.777.12	40.777.22

Beispiel für Drehmechanismus
Example for rotation

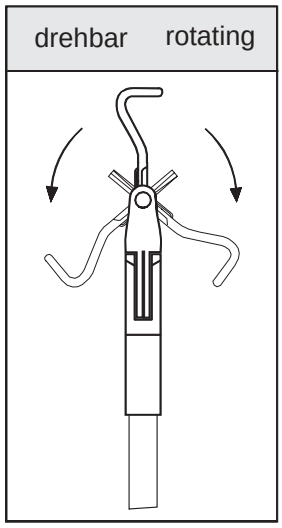

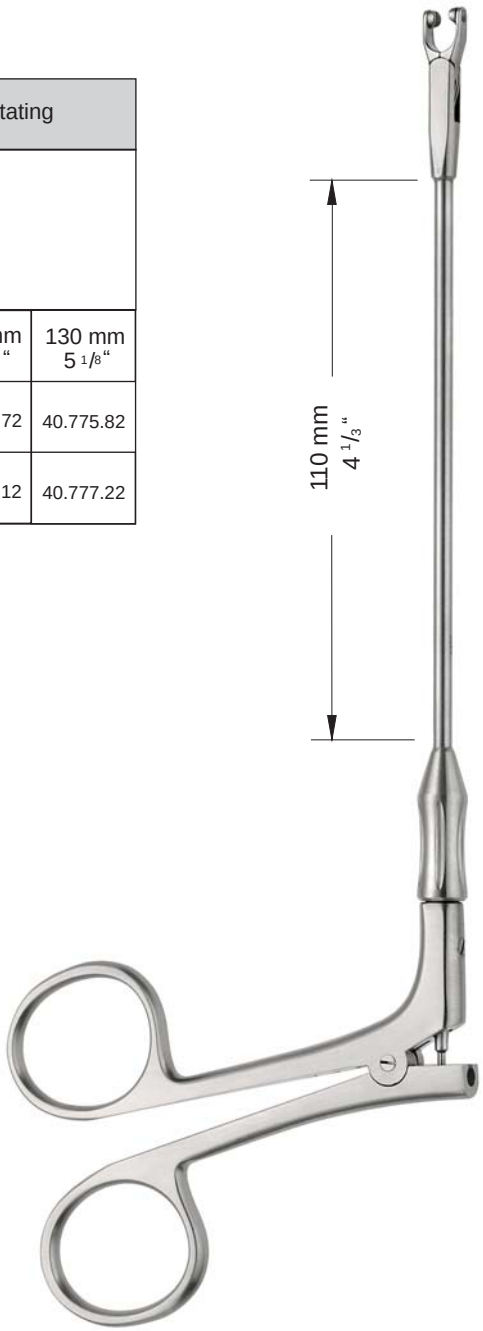

40.777.12
110 mm
4 1/3“

dimeda®
SURGICAL INSTRUMENTS

Anlegezange mit Ringgriff - STARR - mit und ohne drehbarem Maulteil für Titan Clips
Applying Forceps with ring handles - RIGID - with and without Rotation for Titanium Clips

	nicht drehbar / non rotating				drehbar / rotating			
Form	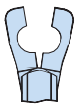				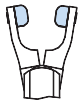			
Länge length	70 mm 2 3/4“	90 mm 3 1/2“	110 mm 4 1/3“	130 mm 5 1/8“	70 mm 2 3/4“	90 mm 3 1/2“	110 mm 4 1/3“	130 mm 5 1/8“
Mini	40.775.51	40.775.61	40.775.71	40.775.81	40.775.53	40.775.63	40.775.73	40.775.83
Standard	40.775.91	40.777.01	40.777.11	40.777.21	40.775.93	40.777.03	40.777.13	40.777.23

Beispiel für Drehmechanismus
Example for rotation

drehbar rotating

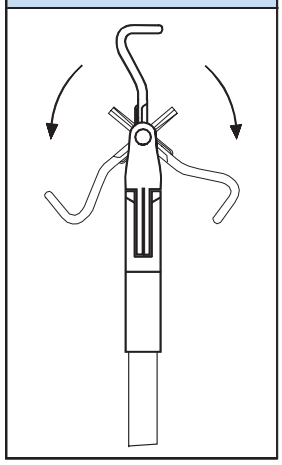

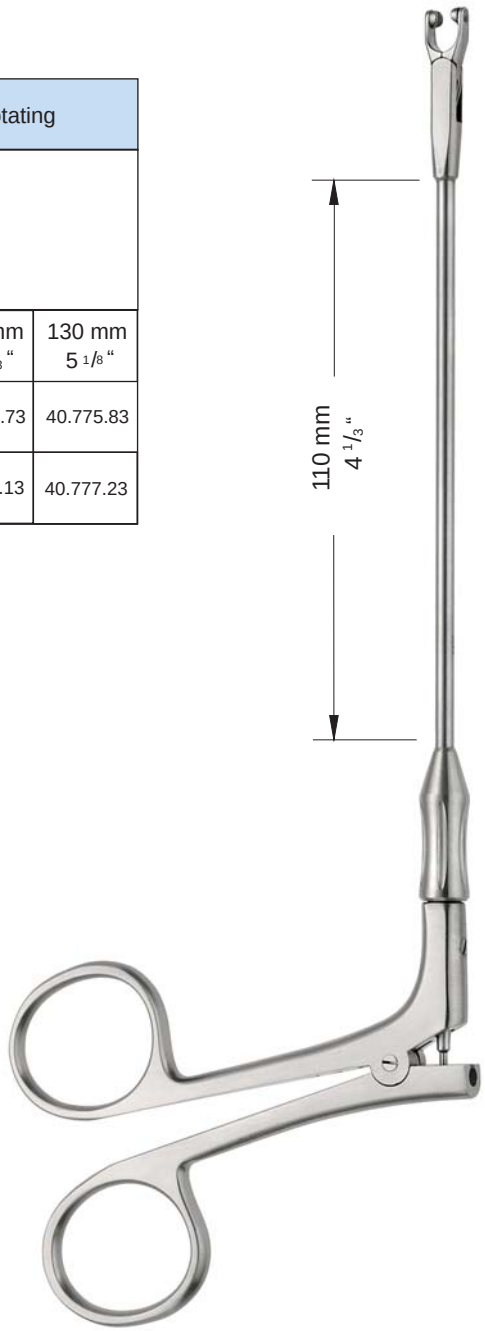

40.777.13
110 mm
4 1/3“

dimeda®
SURGICAL INSTRUMENTS

Anlegezange mit Rundgriff - STARR - mit und ohne drehbarem Maulteil für PHYNOX Clips
Applying Forceps with round handle - RIGID - with and without Rotation for PHYNOX Clips

	nicht drehbar / non rotating			drehbar / rotating		
Form	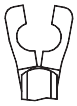			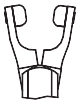		
Länge length	70 mm 2 3/4“	90 mm 3 1/2“	110 mm 4 1/3“	70 mm 2 3/4“	90 mm 3 1/2“	110 mm 4 1/3“
Mini	40.773.60	40.773.70	40.773.80	40.773.62	40.773.72	40.773.82
Standard	40.773.90	40.775.00	40.775.10	40.773.92	40.775.02	40.775.12

Beispiel für Drehmechanismus
Example for rotation

drehbar rotating

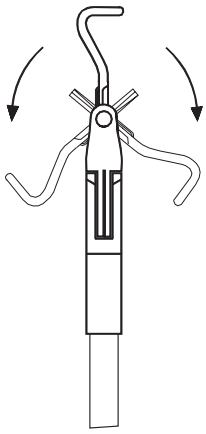



40.775.12
110 mm
4 1/3“

dimeda®
SURGICAL INSTRUMENTS

Anlegezange mit Rundgriff - STARR - mit und ohne drehbarem Maulteil für Titan Clips
Applying Forceps with round handle - RIGID - with and without Rotation for Titanium Clips

	nicht drehbar / non rotating			drehbar / rotating		
Form	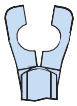			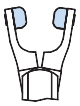		
Länge length	70 mm 2 3/4“	90 mm 3 1/2“	110 mm 4 1/3“	70 mm 2 3/4“	90 mm 3 1/2“	110 mm 4 1/3“
Mini	40.773.61	40.773.71	40.773.81	40.773.63	40.773.73	40.773.83
Standard	40.773.91	40.775.01	40.775.11	40.773.93	40.775.03	40.775.13

Beispiel für Drehmechanismus
Example for rotation

drehbar rotating

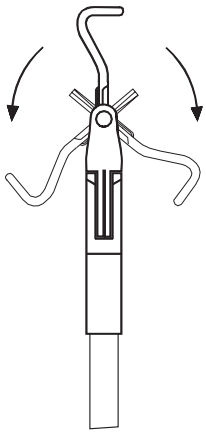



40.775.13
110 mm
4 1/3“

dimeda®
SURGICAL INSTRUMENTS

Anlegezange mit Rundgriff - STARR - mit und ohne drehbarem Maulteil für PHYNOX Clips
Applying Forceps with round handle - RIGID - with and without Rotation for PHYNOX Clips

	nicht drehbar / non rotating			drehbar / rotating		
Form	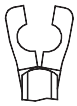			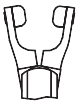		
Länge length	70 mm 2 3/4“	90 mm 3 1/2“	110 mm 4 1/3“	70 mm 2 3/4“	90 mm 3 1/2“	110 mm 4 1/3“
Mini	40.775.20	40.775.30	40.775.40	40.775.22	40.775.32	40.775.42
Standard	40.777.30	40.777.40	40.777.50	40.777.32	40.777.42	40.777.52

Beispiel für Drehmechanismus
Example for rotation

drehbar rotating

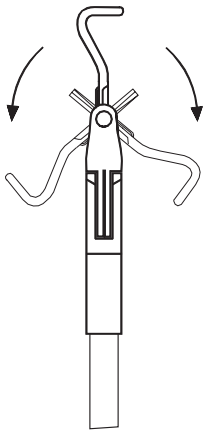

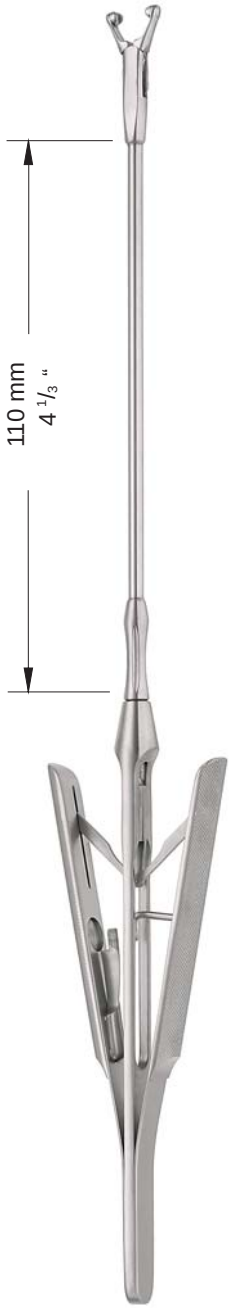

40.777.52
110 mm
4 1/3 “

dimeda®
SURGICAL INSTRUMENTS

Anlegezange mit Rundgriff - STARR - mit und ohne drehbarem Maulteil für Titan Clips
Applying Forceps with round handle - RIGID - with and without Rotation for Titanium Clips

	nicht drehbar / non rotating			drehbar / rotating		
Form	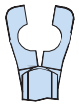			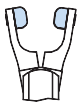		
Länge length	70 mm 2 3/4“	90 mm 3 1/2“	110 mm 4 1/3“	70 mm 2 3/4“	90 mm 3 1/2“	110 mm 4 1/3“
Mini	40.775.21	40.775.31	40.775.41	40.775.23	40.775.33	40.775.43
Standard	40.777.31	40.777.41	40.777.51	40.777.33	40.777.43	40.777.53

Beispiel für Drehmechanismus
Example for rotation

drehbar rotating

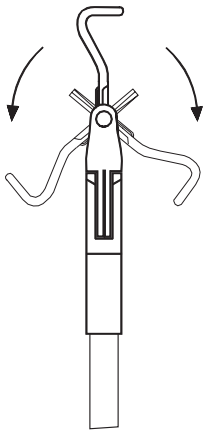

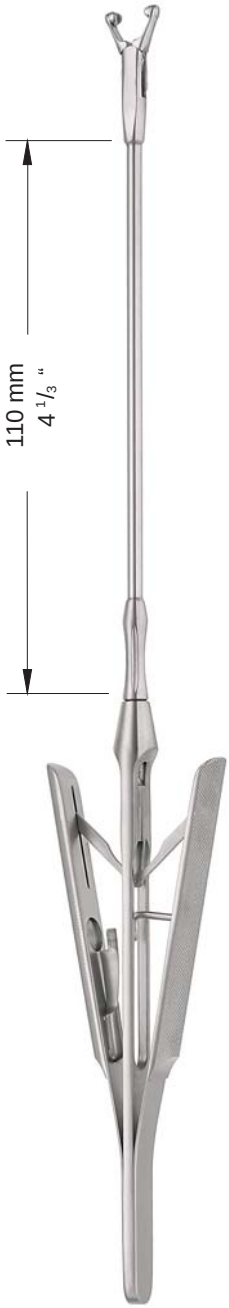

40.777.53
110 mm
4 1/3 “

dimeda®
SURGICAL INSTRUMENTS

Anlegezange mit Rundgriff - BAJONETT - mit und ohne drehbarem Maulteil für PHYNOX Clips
Applying Forceps with round handle - BAYONET - with and without Rotation for PHYNOX Clips

	nicht drehbar / non rotating			drehbar / rotating		
Form	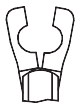			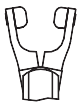		
Länge length	70 mm 2 3/4"	90 mm 3 1/2"	110 mm 4 1/3"	70 mm 2 3/4"	90 mm 3 1/2"	110 mm 4 1/3"
Mini	40.777.60	40.777.70	40.777.80	40.777.62	40.777.72	40.777.82
Standard	40.777.90	40.779.00	40.779.10	40.777.92	40.779.02	40.779.12

Beispiel für Drehmechanismus
Example for rotation

drehbar rotating

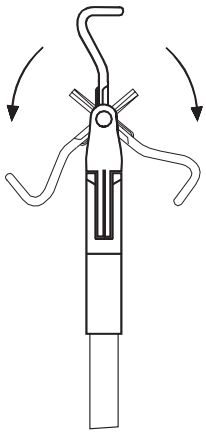

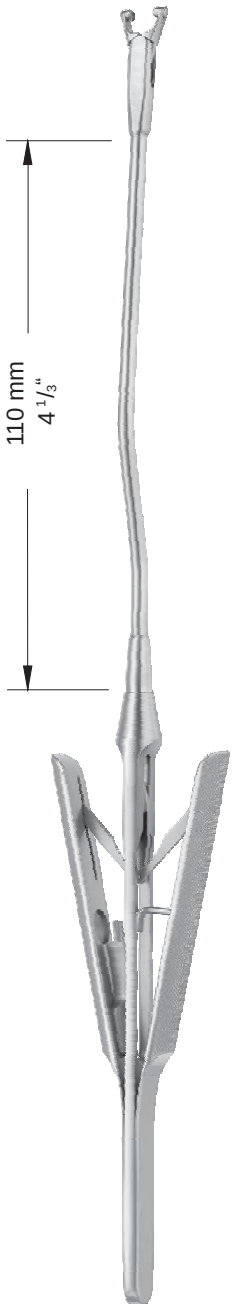

40.779.12
110 mm
4 1/3"

dimeda®
SURGICAL INSTRUMENTS

Anlegezange mit Rundgriff - BAJONETT - mit und ohne drehbarem Maulteil für Titan Clips
Applying Forceps with round handle - BAYONET - with and without Rotation for Titanium Clips

	nicht drehbar / non rotating			drehbar / rotating		
Form	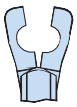			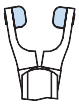		
Länge length	70 mm 2 3/4"	90 mm 3 1/2"	110 mm 4 1/3"	70 mm 2 3/4"	90 mm 3 1/2"	110 mm 4 1/3"
Mini	40.777.61	40.777.71	40.777.81	40.777.63	40.777.73	40.777.83
Standard	40.777.91	40.779.01	40.779.11	40.777.93	40.779.03	40.779.13

Beispiel für Drehmechanismus
Example for rotation

drehbar rotating

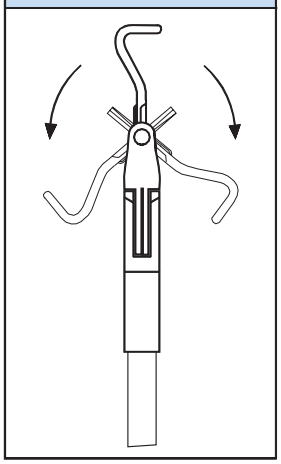

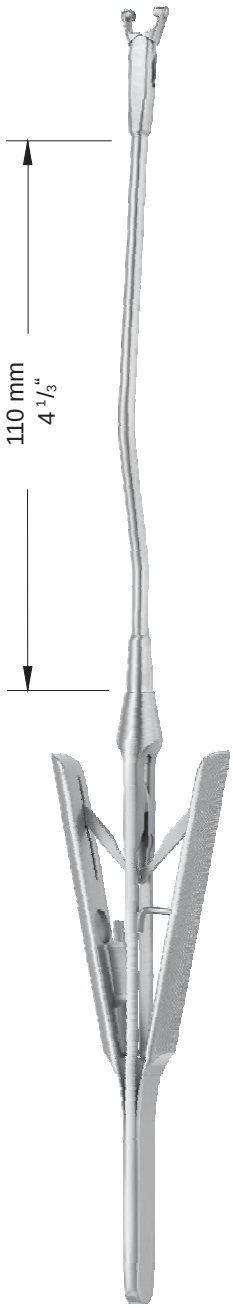

40.779.13
110 mm
4 1/3"

dimeda®
SURGICAL INSTRUMENTS

Anlegezange doppeltübersetzt für Titan Clips
Applying forceps with double action for Titanium Clips

STANDARD

	nicht drehbar / non rotating			drehbar / rotating		
Form						
Länge length	*190 mm 7“	210 mm 8 1/4“	230 mm 9“	*190 mm 7“	210 mm 8 1/4“	230 mm 9“
nicht abwinkelbar without articulation	40.771.61	40.771.81	40.773.01	40.771.63	40.771.83	40.773.03
abwinkelbar with articulation	40.773.11	40.773.21	40.773.31	40.773.13	40.773.23	40.773.33

* Nur in gerader Modellvariante erhältlich
* Only in available in straight form

Anlegezange doppeltübersetzt,bajonett, mit Sperre
Applying Forceps double action,bayonet, with ratchet

abwinkelbar
with articulation

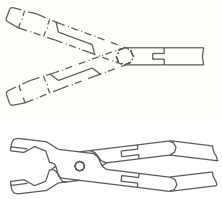

40.771.80
210 mm
8 1/4“

dimeda®
SURGICAL INSTRUMENTS

Anlegezange doppeltübersetzt für Titan Clips
Applying forceps with double action for Titanium Clips

MINI

	nicht drehbar / non rotating			drehbar / rotating		
Form						
Länge length	*190 mm 7“	210 mm 8 1/4“	230 mm 9“	*190 mm 7“	210 mm 8 1/4“	230 mm 9“
nicht abwinkelbar without articulation	40.771.02	40.771.11	40.771.21	40.771.04	40.771.13	40.771.23
abwinkelbar with articulation	40.771.31	40.780.19	40.771.41	40.771.33	40.780.21	40.771.43

* Nur in gerader Modellvariante erhältlich
* Only in straight form available

Anlegezange doppeltübersetzt,bajonett, mit Sperre
Applying Forceps double action,bayonet, with ratchet

abwinkelbar
with articulation

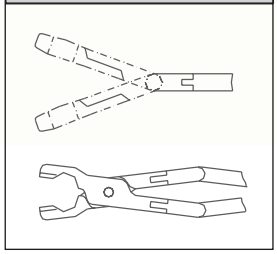

40.771.10
210 mm
8 1/4“

dimeda®
SURGICAL INSTRUMENTS

Anlegezange - mit und ohne drehbarem Maulteil für PHYNOX Clips
Applying forceps with and without Rotation for PHYNOX Clips

40.776.18

Anlegezange gerade, mit Sperre, Länge : 18 cm
Applying Forceps straight, with ratchet, length : 18 cm

Mini	40.776.18	
Standard	40.778.18	
Mini	40.776.20	drehbar rotating
Standard	40.778.20	drehbar rotating

Anlegezange bajonett, mit Sperre
Applying Forceps bayonet, with ratchet

Länge Length	17 cm	21 cm	23 cm	
Mini	40.772.17	40.772.21	40.772.23	
Standard	40.774.17	40.774.21	40.774.23	
Mini	40.772.18	40.772.31	40.772.24	drehbar rotating
Standard	40.774.19	40.774.22	40.774.24	drehbar rotating

40.772.21

dimeda®
SURGICAL INSTRUMENTS

Gefäßclips nach BIEMER
BIEMER Vessel Clips

Form	Maulöffnung opening	Maullänge Length of the jaws	Schließkraft closing force
12.040.01	4,0 mm	6,0 mm	30 - 40 gms 0,29 - 0,39 Newton
12.040.02	5,0 mm	9,0 mm	30 - 40 gms 0,29 - 0,39 Newton
12.040.03	5,0 mm	9,0 mm	20 - 25 gms 0,20 - 0,25 Newton

Für temporären Gebrauch

(gekennzeichnet durch gelb eingefärbte Federenden)
für Gefäße mit einem Durchmesser von 0,5 - 2,0 mm.

Maulinnenflächen schräg gerieft
für schonendes, sicheres Festhalten der Gefäße.

Der fest eingestellte Schließdruck
gewährt risikofreie Anwendung.

For temporary occlusion

(identified by yellow coloured spring ends)
for vessel diam. 0.5 - 2.0 mm.

Blade gripping surface with oblique serrations
for safe but careful gripping of vessels.

No risk due to rigidly fixed closing force.

BIEMER
12.046.14

Anlegepinzette ohne Schloß,
für Mikro - Gefäßclips
12.040.01 - 12.040.03 und
Approximatoren
12.010.00 - 12.014.00 und
12.028.01 - 12.028.04

Applying forceps without lock,
for vessel clips
12.040.01 - 12.040.03 and
Approximators
12.010.00 - 12.014.00 and
12.028.01 - 12.028.04

BIEMER
12.048.14

Anlegepinzette mit Schloß,
für Mikro - Gefäßclips
12.040.01 - 12.040.03 und
Approximatoren
12.010.00 - 12.014.00 und
12.028.01 - 12.028.04

Applying forceps with lock,
for vessel clips
12.040.01 - 12.040.03 and
Approximators
12.010.00 - 12.014.00 and
12.028.01 - 12.028.04

dimeda®
SURGICAL INSTRUMENTS

Gefäßclips nach MEHDORN
MEHDORN Vessel Clips

Form	Maullänge Length of the jaws	Schließkraft closing force
12.043.01	4 x 1,0 mm	10 - 15 gms 0,10 - 0,15 Newton
12.043.02	4 x 1,4 mm	15 - 20 gms 0,15 - 0,20 Newton
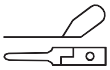 12.043.03	6 x 1,0 mm	10 - 15 gms 0,10 - 0,15 Newton
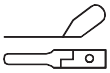 12.043.04	6 x 1,4 mm	15 - 20 gms 0,15 - 0,20 Newton

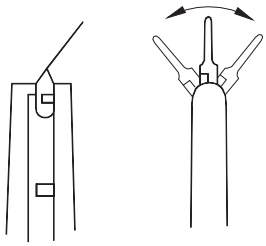

Beispiele für variable Position des Clips
Example for various positions

MEHDORN
12.050.15

Anlegepinzette für Mikro - Gefäßclips
12.043.01 - 12.043.04

Applying forceps for vessel clips
12.043.01 - 12.043.04

Für temporären Gebrauch

(gekennzeichnet durch gelb eingefärbte Federenden)
für Gefäße mit einem Durchmesser von 0,5 - 2,0 mm.

Maulinnenflächen schräg gerieft
für schonendes, sicheres Festhalten der Gefäße.

Der fest eingestellte Schließdruck
gewährt risikofreie Anwendung.

For temporary occlusion

(identified by yellow coloured spring ends)
for vessel diam. 0.5 - 2.0 mm.

Blade gripping surface with oblique serrations
for safe but careful gripping of vessels.

No risk due to rigidly fixed closing force.

dimeda®
SURGICAL INSTRUMENTS

Approximatoren nach BIEMER - MÜLLER
BIEMER - MÜLLER Approximators

Für temporären Gebrauch

(gekennzeichnet durch gelb eingefärbte Federenden) für Gefäße mit einem Durchmesser von 0,5 - 2,0 mm.

Maulinnenflächen schräg gerieft für schonendes, sicheres Festhalten der Gefäße.

Der fest eingestellte Schließdruck gewährt risikofreie Anwendung.

For temporary occlusion

(identified by yellow coloured spring ends) for vessel diam. 0.5 - 2.0 mm.

Blade gripping surface with oblique serrations for safe but careful gripping of vessels.

No risk due to rigidly fixed closing force.

Form	Maulöffnung opening	Maullänge Length of the jaws	Schließkraft closing force
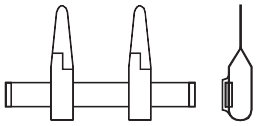 12.014.00	4,0 mm	6,0 mm	30 - 40 gms 0,29 - 0,39 Newton
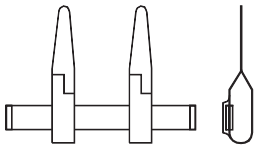 12.010.00	5,0 mm	9,0 mm	30 - 40 gms 0,29 - 0,39 Newton
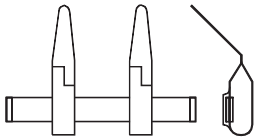 12.011.00	5,0 mm	9,0 mm	30 - 40 gms 0,29 - 0,39 Newton
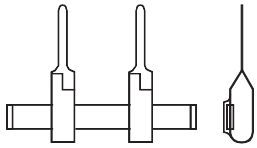 12.012.00	5,0 mm	9,0 mm	30 - 40 gms 0,29 - 0,39 Newton
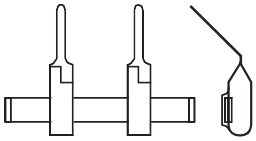 12.013.00	5,0 mm	9,0 mm	30 - 40 gms 0,29 - 0,39 Newton

BIEMER 12.046.14

Anlegepinzette ohne Schloß, für Mikro - Gefäßclips 12.040.01 - 12.040.03 und Approximatoren 12.010.00 - 12.014.00 und 12.028.01 - 12.028.04

Applying forceps without lock, for vessel clips 12.040.01 - 12.040.03 and Approximators 12.010.00 - 12.014.00 and 12.028.01 - 12.028.04

BIEMER 12.048.14

Anlegepinzette mit Schloß, für Mikro - Gefäßclips 12.040.01 - 12.040.03 und Approximatoren 12.010.00 - 12.014.00 und 12.028.01 - 12.028.04

Applying forceps with lock, for vessel clips 12.040.01 - 12.040.03 and Approximators 12.010.00 - 12.014.00 and 12.028.01 - 12.028.04

dimeda®
SURGICAL INSTRUMENTS

Approximatoren nach MÜLLER
MÜLLER Approximators

Für temporären Gebrauch

(gekennzeichnet durch gelb eingefärbte Federenden)
für Gefäße mit einem Durchmesser von 0,5 - 2,0 mm.

Maulinnenflächen schräg gerieft für schonendes, sicheres Festhalten der Gefäße.

Der fest eingestellte Schließdruck gewährt risikofreie Anwendung.

For temporary occlusion

(identified by yellow coloured spring ends) for vessel diam. 0.5 - 2.0 mm.

Blade gripping surface with oblique serrations for safe but careful gripping of vessels.

No risk due to rigidly fixed closure force.

Form		∅ Diameter	Schließkraft closing force
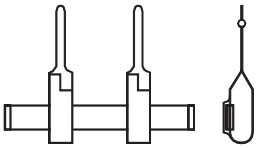	12.028.01	1 mm	25 - 30 gms 0,25 - 0,29 Newton
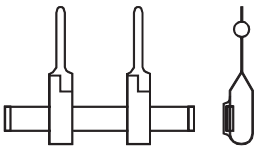	12.028.02	2 mm	25 - 30 gms 0,25 - 0,29 Newton
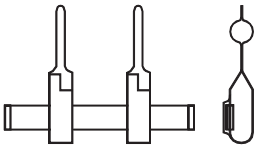	12.028.03	3 mm	25 - 30 gms 0,25 - 0,29 Newton
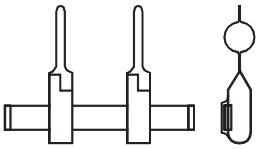	12.028.04	4 mm	25 - 30 gms 0,25 - 0,29 Newton

BIEMER
12.046.14

BIEMER
12.048.14

Anlegepinzette ohne Schloß, für Mikro - Gefäßclips 12.040.01 - 12.040.03 und Approximatoren 12.010.00 - 12.014.00 und 12.028.01 - 12.028.04

Anlegepinzette mit Schloß, für Mikro - Gefäßclips 12.040.01 - 12.040.03 und Approximatoren 12.010.00 - 12.014.00 und 12.028.01 - 12.028.04

Applying forceps without lock, for vessel clips 12.040.01 - 12.040.03 and Approximators 12.010.00 - 12.014.00 and 12.028.01 - 12.028.04

Applying forceps with lock, for vessel clips 12.040.01 - 12.040.03 and Approximators 12.010.00 - 12.014.00 and 12.028.01 - 12.028.04

dimeda®
SURGICAL INSTRUMENTS

Approximatoren nach BIEMER
BIEMER Approximators

Für temporären Gebrauch

(gekennzeichnet durch gelb eingefärbte Federenden)
für Gefäße mit einem Durchmesser von 0,5 - 2,0 mm.

Maulinnenflächen schräg gerieft
für schonendes, sicheres Festhalten der Gefäße.

Der fest eingestellte Schließdruck
gewährt risikofreie Anwendung.

For temporary occlusion

(identified by yellow coloured spring ends)
for vessel diam. 0.5 - 2.0 mm.

Blade gripping surface with oblique serrations
for safe but careful gripping of vessels.

No risk due to rigidly fixed pressure measure.

Form	Maulöffnung opening	Maullänge Length of the jaws	Schließkraft closing force
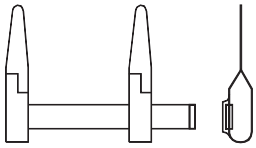 12.016.00	5,0 mm	9 mm	30 - 40 gms 0,29 - 0,39 Newton

12.016.00

BIEMER Approximator
BIEMER Approximator

12.050.14

BIEMER Approximator Set
aus Artikel 12.016.00 & 12.044.14

BIEMER Approximator set
consisting of 12.016.00 & 12.044.14

12.024.00

BIEMER Approximator komplett
mit Sclüssel 12.041.01

BIEMER Approximator complete
with key 12.041.01

12.04100

BIEMER Approximator für Nerven
komplett mit Sclüssel 12.041.01 &
Nadeln 12.041.02

BIEMER Approximator for nerves
complete with key 12.041.01 &
needles 12.041.02

12.041.01

Sclüssel für BIEMER Approximator
für Nerven

Key for BIEMER Approximator
for nerves

BIEMER
12.044.14

Anlegepinzette für Gefäß-
Approximator nach BIEMER

Applying forceps for
BIEMER vessel approximators

dimeda®
SURGICAL INSTRUMENTS

Gefäßclips nach MÜLLER
MÜLLER Vessel Clips

Für temporären Gebrauch

Maulinnenflächen schräg gerieft
für schonendes, sicheres Festhalten der Gefäße.

Der fest eingestellte Schließdruck
gewährt risikofreie Anwendung.

for temporary occlusion

Blade gripping surface with oblique serrations
for safe but careful gripping of vessels.

No risk due to rigidly fixed closing force.

Form	REF Artikelnummer Cat.No.	Schließkraft closing force
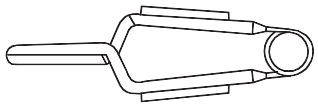	12.030.50	50 gms 0,49 Newton
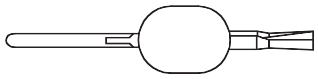	12.030.80	80 gms 0,79 Newton
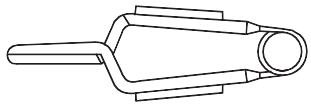	12.031.50	50 gms 0,49 Newton
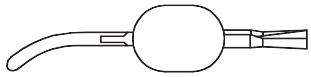	12.031.80	80 gms 0,79 Newton
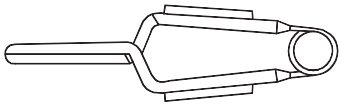	12.033.50	50 gms 0,49 Newton
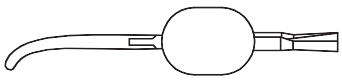	12.033.80	80 gms 0,79 Newton
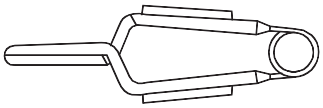	12.035.50	50 gms 0,49 Newton
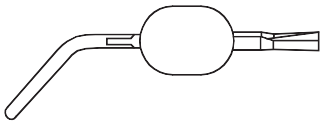	12.035.80	80 gms 0,79 Newton
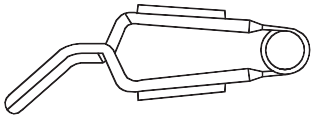	12.037.50	50 gms 0,49 Newton
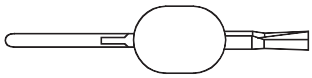	12.037.80	80 gms 0,79 Newton

STANDARD für temporären Verschluß
for temporary closure

Stahl/Steel	40.567.40	40.567.50	40.567.52	40.567.54	40.567.46
	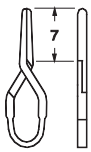	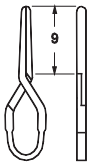	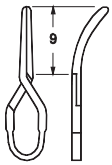	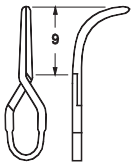	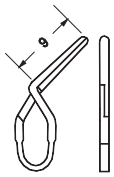
Druck / Force	120-150 gms.	120-150 gms.	120-150 gms.	120-150 gms.	120-150 gms.

MINI für temporären Verschluß
for temporary closure

Stahl/Steel	40.567.10	40.567.20	40.567.12	40.567.22
	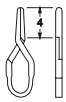	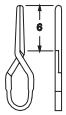	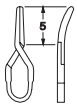	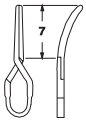
Druck / Force	70-100 gms.	70-100 gms.	70-100 gms.	70-100 gms.

40.776.18

Für Anlegezangen siehe Seite 36, bitte.

For applying forceps, please see page 36.



Sterilisier- und Lagerungstray

Bestehend aus Boden, Einlage und Deckel
- mit 32 Vertiefungen (Boden, 16 Einlage)
- Kunststoff PPSU
- sterilisierbar bis 3 bar (143°C / 289°F)

88.765.01

Utility tray for storage and sterilization

Complete with inlay and lid
- space for 32 clips
- made out of plastic (PPSU)
- sterilizable up to 3 bar (143°C / 289°F)



Sterilisier- und Lagerungstray

Bestehend aus Boden, Einlage und Deckel
- mit 54 Vertiefungen (Boden, 24 Einlage und Instrumentenfach)
- Kunststoff PPSU

88.765.05

Utility tray for storage and sterilization

Complete with inlay and lid
- space for 54 clips (lower tray 24 clips and space for appl. forceps
- made out of plastic (PPSU)
- sterilizable up to 3 bar (143°C / 289°F)

dimeda®
SURGICAL INSTRUMENTS

A

Aneurysmen Gefäß Clips
- Anlegenzangen 24-36
- Anlegenzangen, doppeltübersetzt bajonett 34-35
- Anlegenzangen, mit ring starr Griff.....26-27
- Anlegenzangen, mit rund bajonett Griff.....32-33
- Anlegenzangen, mit rund flexibel Griff 24-25
- Anlegenzangen, mit rund starr Griff 28-31
- YASARGIL.....3-23
- YASARGIL, Mini, permanenten.....20-21
- YASARGIL, Mini, temporären.....22-23
- YASARGIL, Standard, permanenten.....8-10
- YASARGIL, Standard, permanenten, gefenstert 14, 16, 18
- YASARGIL, Standard, temporären.....11-13
- YASARGIL, Standard, temporären, gefenstert 15, 17, 19

Anlegenzangen
- Aneurysmen Gefäß Clips 24-36
- BIEMER.....37, 39-41
- MEHDORN 38

Anlegenzangen, doppeltübersetzt bajonett
- Aneurysmen Gefäß Clips 34-35

Anlegenzangen, mit ring starr Griff
- Aneurysmen Gefäß Clips 26-27

Anlegenzangen, mit rund bajonett Griff
- Aneurysmen Gefäß Clips 32-33

Anlegenzangen, mit rund flexibel Griff
- Aneurysmen Gefäß Clips 24-25

Anlegenzangen, mit rund starr Griff
- Aneurysmen Gefäß Clips 28-31

Approximatoren
- BIEMER.....41

B

BIEMER
- Anlegenzangen 37, 39-41
- Approximatoren 41
- Gefäß Clips.....37

BIEMER-MÜLLER
- Gefäß Clips.....39

BULLDOG
- Gefäß Clips.....43

G

Gefäß Clips
- BIEMER.....37
- BIEMER-MÜLLER 39
- BULLDOG 43
- MEHDORN 38
- MÜLLER 40, 42

L

Lagerungstray 44-45

M

Material und Qualitäte 7
Maulprofil.....5

MEHDORN
- Anlegenzangen.....38
- Gefäß Clips.....38

MÜLLER
- Gefäß Clips.....40, 42

S

Schließdruck 6
Serien Nummer 4

V

Verpackung und Etikett 4

Y

YASARGIL
- Aneurysmen Gefäß Clips 3-23

YASARGIL, Mini, permanenten
- Aneurysmen Gefäß Clips 20-21

YASARGIL, Mini, temporären
- Aneurysmen Gefäß Clips 22-23

YASARGIL, Standard, permanenten
- Aneurysmen Gefäß Clips 8-10

YASARGIL, Standard, permanenten, gefenstert
- Aneurysmen Gefäß Clips 14, 16, 18

YASARGIL, Standard, temporären
- Aneurysmen Gefäß Clips 11-13

YASARGIL, Standard, temporären, gefenstert
- Aneurysmen Gefäß Clips 15, 17, 19

dimeda®
SURGICAL INSTRUMENTS

A

Aneurysm vessel clips
- applying forceps 24-36
- applying forceps, double action bayonet 34-35
- applying forceps, with ring rigid handle 26-27
- applying forceps, with round bayonet handle 32-33
- applying forceps, with round flexible handle 24-25
- applying forceps, with round rigid handle 28-31
- YASARGIL 3-23
- YASARGIL, mini, permanent 20-21
- YASARGIL, mini, temporary 22-23
- YASARGIL, standard, permanent 8-10
- YASARGIL, standard, permanent, fenestrated 14, 16, 18
- YASARGIL, standard, temporary 11-13
- YASARGIL, standard, temporary, fenestrated 15, 17, 19

Applying forceps
- aneurysm vessel clips 24-36
- BIEMER 37, 39-41
- MEHDORN 38

Applying forceps, double action bayonet
- aneurysm vessel clips 34-35

Applying forceps, with ring rigid handle
- aneurysm vessel clips 26-27

Applying forceps, with round bayonet handle
- aneurysm vessel clips 32-33

Applying forceps, with round flexible handle
- aneurysm vessel clips 24-25

Applying forceps, with round rigid handle
- aneurysm vessel clips 28-31

Approximators
- BIEMER 41

B

BIEMER
- applying forceps 37, 39-41
- approximators 41
- vessel clips 37

BIEMER-MÜLLER
- vessel clips 39

BULLDOG
- vessel clips 43

C

Closing force 6

J

Jaw profile 5

M

Material and quality 7

MEHDORN
- applying forceps 38
- vessel clips 38

MÜLLER
- vessel clips 40, 42

P

Packing and labelling 4

S

Serial number 4

U

Utility tray 44-45

V

Vessel clips
- BIEMER 37
- BIEMER-MÜLLER 39
- BULLDOG 43
- MEHDORN 38
- MÜLLER 40, 42

Y

YASARGIL
- aneurysm vessel clips 3-23

YASARGIL, mini, permanent
- aneurysm vessel clips 20-21

YASARGIL, mini, temporary
- aneurysm vessel clips 22-23

YASARGIL, standard, permanent
- aneurysm vessel clips 8-10

YASARGIL, standard, permanent, fenestrated
- aneurysm vessel clips 14, 16, 18

YASARGIL, standard, temporary
- aneurysm vessel clips 11-13

YASARGIL, standard, temporary, fenestrated
- aneurysm vessel clips 15, 17, 19

Art. Nr. Cat. No.	Seite Page
12.010.00	37,39,40
12.011.00	39
12.012.00	39
12.013.00	39
12.014.00	37,39,40
12.016.00	41
12.024.00	41
12.028.01	37,39,40
12.028.02	40
12.028.03	40
12.028.04	37,39,40
12.030.50	42
12.030.80	42
12.031.50	42
12.031.80	42
12.033.50	42
12.033.80	42
12.035.50	42
12.035.80	42
12.037.50	42
12.037.80	42
12.040.01	37,39,40
12.040.02	37
12.040.03	37,39,40
12.041.01	41
12.041.02	41
12.043.01	38
12.043.02	38
12.043.03	38
12.043.04	38
12.044.14	41
12.046.14	37,39,40
12.048.14	37,39,40
12.050.14	41
12.050.15	38
40.560.11	14
40.560.12	14
40.560.14	14
40.560.15	14
40.560.17	14
40.560.18	14
40.561.09	14
40.561.10	14
40.561.11	14
40.561.12	14
40.561.14	14
40.561.15	14
40.561.62	9
40.561.63	9
40.561.65	9
40.561.66	9
40.561.78	9
40.561.79	9
40.562.09	14
40.562.10	14
40.562.12	14
40.562.13	14
40.562.14	14
40.562.15	14
40.563.74	14
40.563.75	14
40.564.12	16
40.564.13	16
40.564.15	16
40.564.16	16
40.564.18	16
40.564.19	16
40.564.30	16
40.564.31	16
40.564.40	16
40.564.41	16
40.564.50	16
40.564.51	16
40.564.74	14
40.564.75	14
40.565.10	16
40.565.11	16
40.565.13	16
40.565.14	16
40.565.15	16
40.565.16	16
40.565.74	14
40.565.75	14
40.566.11	16
40.566.12	16
40.566.13	16
40.566.14	16
40.566.16	16
40.566.17	16
40.567.10	43
40.567.12	43
40.567.20	43
40.567.22	43
40.567.40	43
40.567.46	43
40.567.50	43
40.567.52	43
40.567.54	43
40.568.14	16
40.568.15	16
40.568.17	16
40.568.18	16
40.568.19	16
40.568.20	16
40.570.30	20
40.570.31	20
40.571.00	17
40.571.01	17
40.571.33	22
40.571.34	22
40.571.55	17
40.571.56	17
40.571.78	17
40.571.79	17
40.572.03	17
40.572.04	17
40.572.30	20
40.572.31	20
40.573.30	22
40.573.31	22
40.573.33	22
40.573.34	22
40.573.65	15
40.573.66	15
40.573.72	15
40.573.73	15
40.573.74	17
40.573.75	17
40.573.78	12
40.573.79	12
40.573.84	15
40.573.85	15
40.573.96	15
40.573.97	15
40.574.36	22
40.574.37	22
40.574.38	22
40.574.39	22
40.574.49	15
40.574.50	15
40.574.74	17
40.574.75	17
40.575.40	22
40.575.41	22
40.575.55	17
40.575.56	17
40.575.65	17
40.575.66	17
40.575.74	17
40.575.75	17
40.575.79	17
40.575.80	17
40.577.49	15
40.577.50	15
40.577.55	17
40.577.56	17
40.577.65	12
40.577.66	12
40.577.72	17
40.577.73	17
40.577.74	17
40.577.75	17
40.577.88	17
40.577.89	17
40.579.91	17
40.579.92	17
40.580.35	20
40.580.36	20
40.582.31	20
40.582.32	20
40.584.36	20
40.584.37	20
40.584.38	20
40.584.39	20
40.690.30	20
40.690.31	20
40.692.35	20
40.692.36	20
40.693.35	22
40.693.36	22
40.693.43	22
40.693.44	22
40.694.31	20
40.694.32	20
40.694.35	20
40.694.36	20
40.694.37	20
40.694.38	20
40.694.40	20
40.694.41	20
40.694.70	22
40.694.71	22
40.695.35	22
40.695.36	22
40.695.40	22
40.695.41	22
40.695.43	22
40.695.44	22
40.695.70	22
40.695.71	22
40.695.74	22
40.695.75	22
40.696.70	22
40.696.71	22
40.697.13	20
40.697.14	20
40.697.33	22
40.697.34	22
40.697.44	22
40.697.45	22
40.697.46	22
40.697.47	22
40.697.57	22
40.697.58	22
40.698.30	20
40.698.31	20
40.698.60	20
40.698.61	20
40.698.65	21
40.698.66	21
40.698.70	20
40.698.71	20
40.710.40	20
40.710.41	20
40.712.38	20
40.712.39	20
40.715.40	20
40.715.41	20
40.721.58	18
40.721.59	18
40.724.25	10
40.724.26	10
40.724.35	10
40.724.36	10
40.724.45	10
40.724.46	10
40.724.55	10
40.724.56	10
40.724.58	18
40.724.59	18
40.726.56	9
40.726.57	9
40.727.47	9
40.727.48	9
40.727.58	18
40.727.59	18
40.728.69	9
40.728.70	9
40.730.58	19
40.730.59	19
40.730.88	19
40.730.89	19
40.731.00	11
40.731.02	12
40.731.03	12
40.731.06	11
40.731.07	11
40.731.10	12
40.731.11	12
40.731.14	11
40.731.15	11
40.731.19	12
40.731.20	12
40.731.30	12
40.731.31	12
40.731.33	11
40.731.34	11
40.731.37	15
40.731.38	15
40.731.40	23
40.731.41	23
40.731.45	22
40.731.46	22
40.731.47	15
40.731.48	15
40.731.50	12
40.731.51	12
40.731.55	11
40.731.56	11
40.731.57	12
40.731.58	12
40.731.60	11
40.731.61	11
40.731.62	11
40.731.63	11
40.731.65	11
40.731.66	11
40.731.68	11
40.731.69	11
40.731.70	11
40.731.71	11
40.731.74	11
40.731.75	11
40.731.78	11
40.731.79	11
40.731.80	12
40.731.81	12
40.731.82	12
40.731.83	12
40.731.84	12
40.731.85	12
40.731.87	11
40.731.88	11
40.731.90	12
40.731.91	12
40.731.92	11
40.731.93	11
40.731.99	11
40.732.54	11
40.732.55	11
40.732.58	11
40.732.59	11
40.732.62	11
40.732.63	11
40.732.70	12
40.732.71	12
40.732.72	12
40.732.73	12
40.732.75	13
40.732.76	13
40.732.77	15
40.732.78	15
40.732.79	12
40.732.80	12
40.732.87	12
40.732.88	12
40.733.54	12
40.733.55	12
40.733.56	12
40.733.57	12
40.733.61	11
40.733.62	11
40.734.57	15
40.734.58	15
40.734.62	12
40.734.63	12
40.734.65	15
40.734.66	15
40.734.72	12
40.734.73	12
40.735.25	13
40.735.26	13
40.735.35	13
40.735.36	13
40.735.41	19

dimeda®
SURGICAL INSTRUMENTS

Art. Nr. Cat. No.	Seite Page
40.735.42	19
40.735.45	13
40.735.46	13
40.735.49	15
40.735.50	15
40.735.51	13
40.735.52	19
40.735.55	13
40.735.56	19
40.735.57	19
40.735.59	19
40.735.70	19
40.735.71	19
40.736.56	19
40.736.57	19
40.736.58	19
40.736.59	19
40.737.56	19
40.737.57	19
40.737.58	19
40.737.59	19
40.737.62	19
40.737.63	19
40.737.78	19
40.737.79	19
40.739.56	19
40.739.57	19
40.739.62	19
40.739.63	19
40.740.58	19
40.740.59	19
40.742.98	8
40.745.58	19
40.745.59	19
40.747.58	19
40.747.59	19
40.751.58	18
40.751.59	18
40.753.91	11
40.753.92	11
40.755.58	18
40.755.59	18
40.757.58	18
40.757.59	18
40.760.92	8
40.760.93	8
40.763.11	11
40.763.12	11
40.766.40	20
40.766.41	20
40.770.90	8
40.770.91	8
40.771.02	35
40.771.04	35
40.771.10	35
40.771.11	35
40.771.13	35
40.771.21	35
40.771.23	35
40.771.31	35
40.771.33	35
40.771.41	35
40.771.43	35
40.771.50	24
40.771.51	25
40.771.52	24
40.771.53	25
40.771.61	34
40.771.63	34
40.771.70	24
40.771.71	25
40.771.72	24
40.771.73	25
40.771.80	34
40.771.81	34
40.771.83	34
40.771.90	24
40.771.91	25
40.771.92	24
40.771.93	25
40.772.17	36
40.772.18	36
40.772.21	36
40.772.23	36
40.772.24	36
40.772.31	36
40.773.01	34
40.773.03	34
40.773.11	34
40.773.13	34
40.773.21	34
40.773.23	34
40.773.31	34
40.773.33	34
40.773.40	24
40.773.41	24
40.773.42	24
40.773.43	24
40.773.50	24
40.773.52	24
40.773.60	28
40.773.61	29
40.773.62	28
40.773.63	29
40.773.70	28
40.773.71	29
40.773.72	28
40.773.73	29
40.773.80	28
40.773.81	29
40.773.82	28
40.773.83	29
40.773.90	28
40.773.91	29
40.773.92	28
40.773.93	29
40.774.17	36
40.774.19	36
40.774.21	36
40.774.22	36
40.774.23	36
40.774.24	36
40.775.00	28
40.775.01	29
40.775.02	28
40.775.03	29
40.775.10	28
40.775.11	29
40.775.12	28
40.775.13	29
40.775.20	30
40.775.21	31
40.775.22	30
40.775.23	31
40.775.30	30
40.775.31	31
40.775.32	30
40.775.33	31
40.775.40	30
40.775.41	31
40.775.42	30
40.775.43	31
40.775.50	26
40.775.51	27
40.775.52	26
40.775.53	27
40.775.60	26
40.775.61	27
40.775.62	26
40.775.63	27
40.775.70	26
40.775.71	27
40.775.72	26
40.775.73	27
40.775.80	26
40.775.81	27
40.775.82	26
40.775.83	27
40.775.90	26
40.775.91	27
40.775.92	26
40.775.93	27
40.776.18	36, 43
40.776.20	36
40.777.00	26
40.777.01	27
40.777.02	26
40.777.03	27
40.777.10	26
40.777.11	27
40.777.12	26
40.777.13	27
40.777.20	26
40.777.21	27
40.777.22	26
40.777.23	27
40.777.30	30
40.777.31	31
40.777.32	30
40.777.33	31
40.777.40	30
40.777.41	31
40.777.42	30
40.777.43	31
40.777.50	30
40.777.51	31
40.777.52	30
40.777.53	31
40.777.60	32
40.777.61	33
40.777.62	32
40.777.63	33
40.777.70	32
40.777.71	33
40.777.72	32
40.777.73	33
40.777.80	32
40.777.81	33
40.777.82	32
40.777.83	33
40.777.90	32
40.777.91	33
40.777.92	32
40.777.93	33
40.778.18	36
40.778.20	36
40.779.00	32
40.779.01	33
40.779.02	32
40.779.03	33
40.779.10	32
40.779.11	33
40.779.12	32
40.779.13	33
40.780.19	35
40.780.21	35
40.780.40	8
40.780.41	8
40.780.54	9
40.780.55	9
40.780.56	9
40.780.57	9
40.781.88	18
40.781.89	18
40.785.56	18
40.785.57	18
40.785.58	18
40.785.59	18
40.785.70	18
40.785.71	18
40.786.56	18
40.786.57	18
40.786.58	18
40.786.59	18
40.787.56	18
40.787.57	18
40.787.62	18
40.787.63	18
40.787.78	18
40.787.79	18
40.788.62	18
40.788.63	18
40.789.56	18
40.789.57	18
40.920.00	8
40.920.10	8
40.920.11	8
40.920.19	9
40.920.20	9
40.920.30	9
40.920.31	9
40.920.51	9
40.920.52	9
40.920.55	9
40.920.56	9
40.920.57	9
40.920.58	9
40.920.62	8
40.920.63	8
40.920.70	8
40.920.71	8
40.920.73	8
40.920.74	8
40.920.75	10
40.920.76	10
40.920.78	8
40.920.79	8
40.920.80	9
40.920.81	9
40.920.84	9
40.920.85	9
40.920.87	8
40.920.88	8
40.920.92	8
40.920.93	8
40.920.99	8
40.922.60	8
40.922.61	8
40.922.68	8
40.922.69	8
40.922.76	8
40.922.79	9
40.922.80	9
40.922.87	9
40.922.88	9
40.924.54	8
40.924.55	8
40.924.56	8
40.924.57	8
40.924.58	8
40.924.59	8
40.924.61	8
40.924.62	8
40.924.63	8
40.924.64	8
40.924.65	8
40.924.66	4, 8
40.924.75	9
40.924.76	9
40.924.79	9
40.924.80	9
40.924.82	9
40.924.83	9
88.765.01	44
88.765.05	45

Technische Änderungen vorbehalten.
Dieser Prospekt darf ausschließlich zum An- und Verkauf unserer Erzeugnisse verwendet werden. Kein Teil des Prospekts darf ohne schriftliche Genehmigung durch uns in irgendeiner Form reproduziert werden.

© DIMEDA Instrumente GmbH

Technical alterations reserved.
This leaflet is to be used for no other purpose than buying and selling our products. No part of this leaflet may be reproduced in any form without prior written permission from our company.

© DIMEDA Instrumente GmbH

Printed in Germany 11_04

Dimeda Instrumente GmbH
Gänsäcker 54-58, 78532 Tuttlingen, Germany
Tel +49 (0) 7462 9461-0 Fax +49 (0) 7462 9461-33
Email info@dimeda.de web www.dimeda.de

Alle Rechte vorbehalten. Technische Änderungen vorbehalten. We reserved the right to make alterations.